



## **Savitribai Phule Pune University, Pune.**

### **First Year Exam Form**

#### **USER MANUAL**

##### **Note for First Year Students:**

1. Eligibility Number is compulsory for those students whose Nationality as “Indian”.
2. Only for Art, Commerce, Science Under Graduate and Post Graduate Student Please Select “New(For Art, Science, Commerce under Graduate and Post Graduate Student)” option as a student type while creating student profile or not allow for the International student.
3. Use previous sessions username and password for login. Do not create new account if you have created account in previous session.
4. Only one account per student is allowed.
5. If student have to changed Mobile no, Email id, Photo, Signature etc. please contact to your college.
6. If you have forgot password then you click on “Forgot password” and create “New Password”.

Click on Examination.

The screenshot shows the homepage of Savitribai Phule Pune University. At the top, there is a header with the university's name in Marathi and English, along with navigation links like Home, About the University, Academics, Research, Administration, BOD, Students Corner, Useful Links, E-Learning, Feedback, and Contact. A large banner features a NAAC 'A+' accreditation logo and text stating 'Got "A+" Grade in NAAC Accreditation with CGPA 3.60 (Highest in Maharashtra)'. Below the banner is a navigation menu with categories such as Admissions, Examination, Finance & Accounts, Administration, and Research. A blue arrow points to the 'Examination' link. Other sections include Research Publications (2011-Onwards), Press Release, and News & Announcements.

Click on Exam Forms Online

The screenshot shows the ExamOnline portal. At the top, there is a header with the university's name and the 'ExamOnline' logo. Below the header is a navigation menu with Home, Students, Colleges, and Contact. The main content area features a welcome message and two profiles: Prof. (Dr.) Karbhari Vishwanath Kale, Vice Chancellor, and Dr. Mahesh Kakade, Director, Board of Examinations and Evaluation. A 'Recent Updates' section is also present. At the bottom, there are three main sections: Students Section, College Section, and Examination Section. A blue arrow points to the 'Exam Forms Online' link in the Students Section.

Click on **Proceed to Login**

SAVITRIBAI PHULE PUNE UNIVERSITY

Online Exam Form System

### Important Dates

Course	Start Date	Without Late Fee End Date	With Late Fee End Date
First Year - BACHELOR OF PHARMACY(Rev:2019)(CREDIT PATTERN) FRESH	21 Jan 2023	24 Jan 2023	17 Mar 2023

**Proceed To Login**

*For online service & technical queries related only*

✉ [exam.support@pun.unipune.ac.in](mailto:exam.support@pun.unipune.ac.in)

☎ 020-71533633

#### Instructions

- Student can Fill online exam form by using their Student Profile.
- After filling Exam Form Student have to submit their online application printout and fees to respective college.
- College will Inward given Exam Form Number/Application Number in traditional way(like usual process before Covid-19).
- Working hours of SPPU Edutech Foundation (SEF) are 10:00 AM to 6:00 PM
- SEF has holiday on 1st & 3rd Saturday of every month.

SAVITRIBAI PHULE

## Click on Create Account

1. Select the Nationality
2. Fill the Student Name as per 10<sup>th</sup> marksheet.
3. Fill the correct Email Id and Mobile no.
4. Click on **Verify Email and Mobile no.**

The screenshot shows the 'Create Account' page of the SPPU Student Identity Manager. The left sidebar has a dark theme with a red box around the 'Create Account' option. The main content area has a light theme and contains the following elements:

- Instructions:** A list of guidelines for account creation, including a link to 'सूचना मरालीमध्ये'.
- Nationality:** A dropdown menu with '-- Select --'.
- Student Name:** An input field with the placeholder 'Enter Name As Per Your Previous Marksheet'.
- Email Id:** An input field with the placeholder 'Enter Email Id'.
- Mobile Number:** An input field with the placeholder 'Enter Mobile Number'.
- Buttons:** A blue button labeled 'Verify Email and Mobile No.' and a grey button labeled 'Cancel'.
- Footer:** A link that says 'I already have an account? Login'.

Then the message will be shown as “Account has been created successfully.”

If don't remember Password then use of **Forgot Password link.**

Enter Nationality

Enter Captcha Code.

Click on Send OTP, OTP will be sent on your Register Mobile number and register Email id.

Enter received OTP, Click on Verify OTP and change password.

Then click on **Proceed** Button.

The screenshot shows the 'Forgot Password' interface of the Student Identity Manager. On the left is a dark sidebar with the SPPU logo and navigation links: Home, Student, Create Account, Log In, College, Log In, Admin / Support, and Log In. The main content area is titled 'Student Identity Manager' and contains the 'Forgot Password' form. The form has the following elements:

- Nationality \***: A dropdown menu with 'Indian' selected.
- Mobile Number \***: A text input field containing '1111111111'.
- Enter captcha text as shown in image \***: A text input field containing '48196'. Above it is a captcha image showing the number '48196' on a noisy background, with a 'Refresh Captcha' link below it.
- Buttons**: Two teal buttons, 'Proceed' and 'Cancel'. The 'Proceed' button is highlighted with a blue rounded rectangle, and a blue arrow points upwards to it.
- Links**: Below the buttons, there are two links: 'Don't have an account? [Create Account](#)' and 'I already have an account? [Login](#)'.

Copyright © 2023 Savitribai Phule Pune University. All rights reserved.

SAVITRIBAI PHULE

## Login to Exam form

- Select Login by Mobile no or Email Id
- Enter Password
- Enter Captcha Code.
- Click Login button.

SPPU Student Identity Manager

Home  
Student  
Create Account  
**Log In**  
College  
Log In  
Admin / Support  
Log In

Student Log In


**Instructions** [सूचना मराठीमध्ये](#)

- Use previous sessions username and password for login. Do not create new account if you have created account in previous session.
- Only one account per student is allowed.

Login By \*  
Mobile Number

Mobile Number \*  
[Input Field]

Password \*  
[Input Field] [Show Password](#)

 Enter captcha text as shown in image \*  
61300

[Refresh Captcha](#)

**Log In** Cancel

Don't remember password? [Forgot Password](#)  
Don't have an account? [Create Account](#)

SAVITRIBAI

## Student Dashboard; Click on 'New Course Enrollment'

Student Profile System

Dashboard

Learning Mode	Course Enrollment	College Information	Personal Information	Profile Status	Action
External	Eligibility Number : Course Name : M.Com. Pattern Name : MCOM 2015 Pattern			Profile complete. ( Your profile is used in other applications. )	<a href="#">Photocopy Revaluation</a> <a href="#">Exam Form</a> <a href="#">SCHOLARSHIP शिष्यवृत्ती</a> <a href="#">Hall Ticket</a> <a href="#">SPPU BSD COVID-19 Vaccination</a>

[New Course Enrollment](#)

Savitribai Phule Pune University's Official Public Telegram Channel.  
Get latest updates on Circulars, Announcements, Admissions, Examinations, Placements, Research, Workshops, Seminars, Conferences, Events and many more. Click on below link to join <https://t.me/SPPUofficial>

Copyright © 2023 Savitribai Phule Pune University. All rights reserved.

## Select Student Type

Student Profile System

Course Enrollment

**Instructions** [सूचना मराठीमध्ये](#)

**Regarding Course Enrollment**

**Student Type:** Select proper option in student type.

- New:** This option is only for those students who are admitted to first time for any course. This means they don't have any Eligibility or PRN Number.  
For Regular Student:  
\* PUNCODE: Unique 10 digit code assigned to each college by university. [Click here to search college PUNCODE](#)
- Existing:** This option is for those students who have Eligibility or PRN Number.  
For Regular Indian Student:  
\* Regular Indian Students of Arts, Commerce and Science faculty who are going to appear university exam first time those students needs to be enter only eligibility number.  
\* Other all regular indian students needs to be enter both Eligibility and PRN numbers below.  
For Regular International Students:  
\* Regular International Students of Arts, Commerce and Science faculty who are going to appear university exam first time needs to select student type as NEW.  
\* Other all regular international students needs to be enter PRN number only.

Fill proper and accurate details, After submitting you can't make any changes in course enrollment.

Student Type \*

- Select --
- Select --
- New**
- Existing

Copyright © 2023 Savitribai Phule Pune University. All rights reserved.

Fill All details and click on 'Save'

**Student Profile System**

M.A. M.A. English

Admission For Year \* First Year Medium of instruction \* English

**Previous Examination Details**

Course/Exam Name \* BA Board/University Name \* Pune University

Passout Month \* May Passout Year \* 2021

Marks System \* Marks / Percentage Marks Obtained \* 550

Marks Out Of \* 700 Percentage \* 78.57

Class/Grade \* A Seat Number \* 1234 Enter seat number.

**Save** **Cancel**

Fill **Personal Information** and Save all details

**Student Profile System**

**Personal Information**

**Instructions** [सूचना मराठीमध्ये](#)

**Regarding Personal Information:**

- Photo(Passport Size): Scan copy of passport size photo in JPEG format and file size must be less than 300KB.
- Signature: Scan copy of your signature in JPEG format and file size must be less than 50KB.

Student Name \* Enter name as per your marksheet Student Name In Devnagari \* कृपया इथे तुमचे पूर्ण नाव भरा

Father/Husband Name \* Enter father/husband name Father/Husband Name In Devnagari \* कृपया इथे वडिलांचे/पतीचे नाव भरा

Mother Name \* Enter mother name Mother Name In Devnagari \* कृपया इथे आईचे नाव भरा

Email \* sunitapasalkar98@gmail.com Mobile \* 7028723526

Gender \* -- Select -- Date Of Birth \* DD/MM/YYYY e.g. - 23/11/1995

Nationality \* Indian



Please check Profile Status is complete after that click on 'Exam Form'

The screenshot shows the 'Student Profile System' dashboard. The main content area is a table with the following structure:

Learning Mode	Course Enrollment	College Information	Personal Information	Profile Status	Action
				Profile complete. ( Your profile is used in other applications. )	<a href="#">Photocopy Revaluation</a> <a href="#">Exam Form</a> <a href="#">SCHOLARSHIP शिर्षक</a> <a href="#">Hall Ticket</a> <a href="#">SPPU BSD COVID-19 Vaccination</a>

Below the table, there is a 'New Course Enrollment' button. At the bottom of the dashboard, there is a footer with the text: 'Copyright © 2023 Savitribai Phule Pune University. All rights reserved.' A large watermark 'SAVITRIBAI PHULE PUNE' is visible diagonally across the page.

Click on **Proceed**, Select First Year (Arts, Science, Commerce and Law Graduation Students Only) Please, select this Option, otherwise select another option. Then Click on **'Create New Application'**

SAVITRIBAI PHULE PUNE UNIVERSITY

Back to SPS

Online Exam Form Dashboard

Instructions:

- Only One application is allowed having Application Status as 'Complete', If you want to delete application , Please Visit to Respective College...!
- For more details about Academic Bank of Credits (ABC ID) [Click here](#)

Do you have Academic Bank of Credits (ABC ID)? Please Enter

First Year (Arts, Science, Commerce and Law Graduation Students Only) Please, Select this Option

Other than First Year Non Engineering & All Engineering Students Please, Select this Option

You are logged in with IP Address: 172.20.2.68

Show all Basic details and click on **'Next'**

SAVITRIBAI PHULE PUNE UNIVERSITY

Dashboard

Student Basic Details: From SPS.UNIPUNE.AC.IN

Pattern Name: BACHELOR OF A (dropdown menu highlighted with a red oval)

Student Name: PONKSHE SARANG BHALCHANDRA

Mother Name: SANJEEVANI

Faculty Name: Arts

Pattern Name: BACHELOR OF ARTS (REV.2013)

College Name: DECCAN EDUCATION SOCIETY FERGUSSON COLL

Gender: Male

Date Of Birth: 04/25/96

11 digit UNIPUNE ID.(Eligibility No.): 12014099814

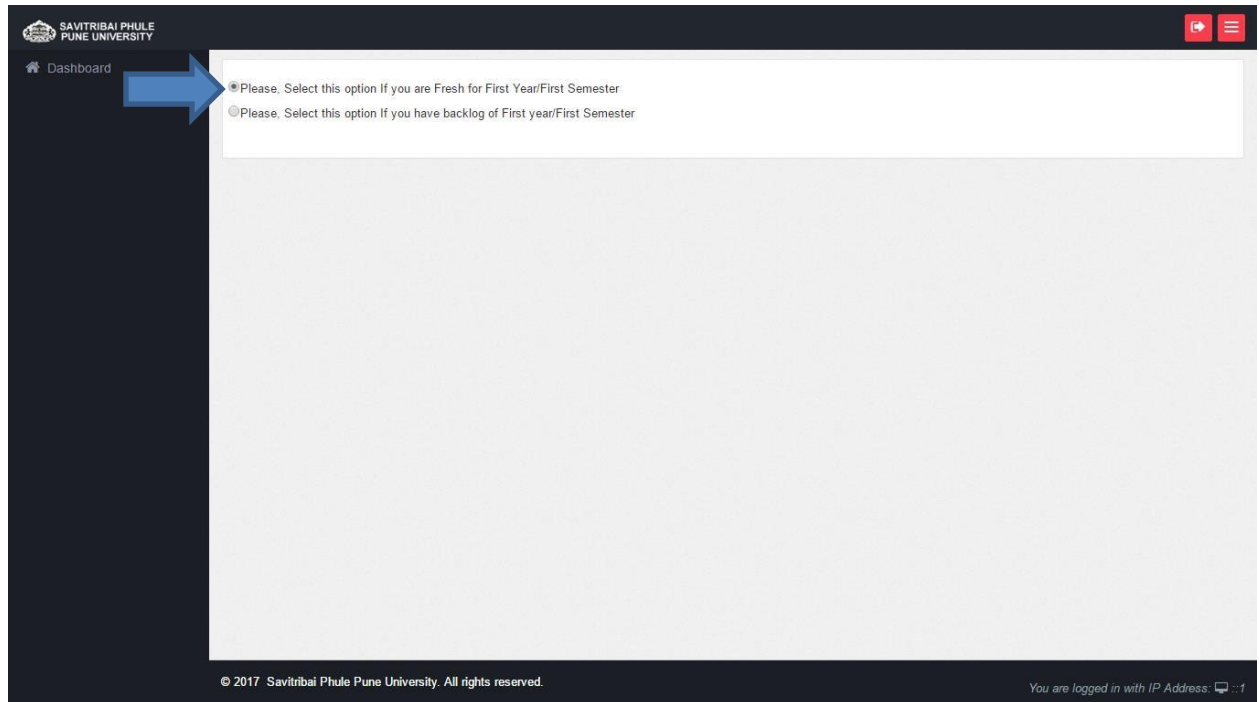
Medium of Instruction: Marathi

Category: OPEN

Minority: No

## 1. FRESH/BACKLOG for First Year

If student is totally fresh for First year then student must have to select first option and if he/she have backlogs then select second option to proceed.



The screenshot shows a web portal interface for Savitribai Phule Pune University. The header includes the university logo and name. A navigation menu on the left shows 'Dashboard' with a blue arrow pointing to the selection form. The form contains two radio button options: 'Please, Select this option If you are Fresh for First Year/First Semester' and 'Please, Select this option If you have backlog of First year/First Semester'. The footer contains copyright information and a login status indicator.

SAVITRIBAI PHULE PUNE UNIVERSITY

Dashboard

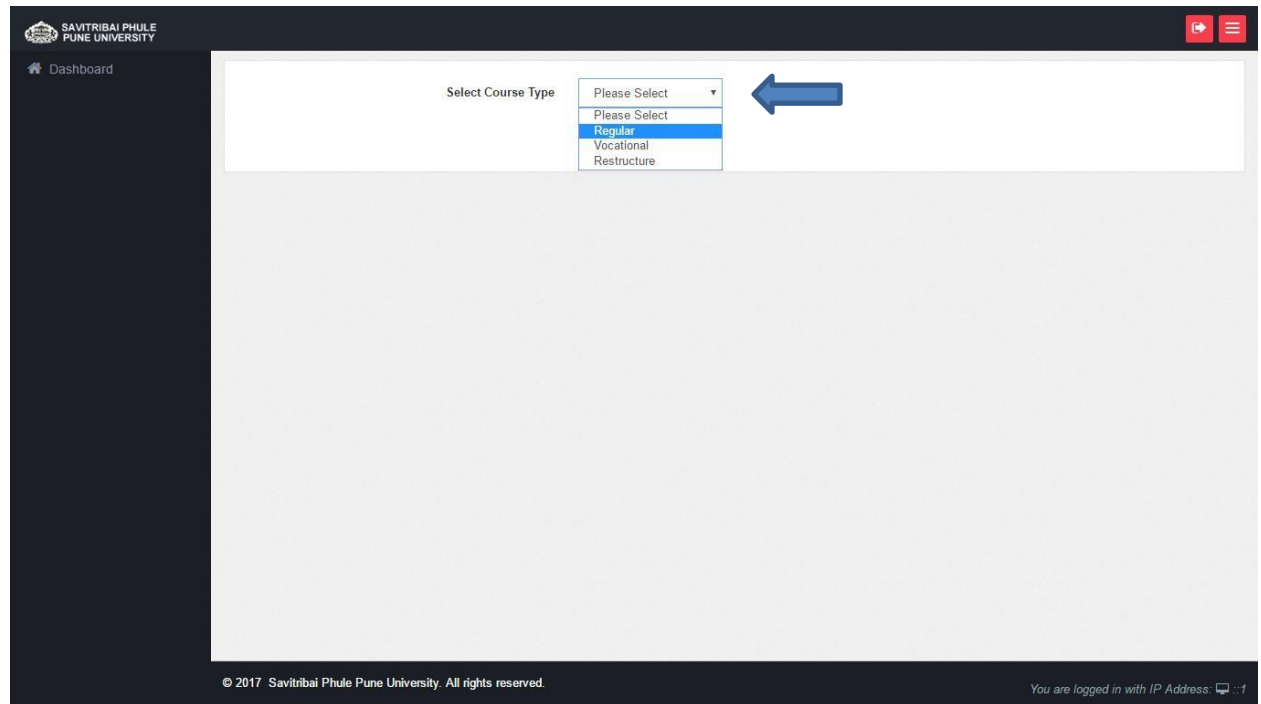
Please, Select this option If you are Fresh for First Year/First Semester

Please, Select this option If you have backlog of First year/First Semester

© 2017 Savitribai Phule Pune University. All rights reserved. You are logged in with IP Address: ...:1

## 2. Course type selection for (BA/BCOM/B.Sc. (ALL))

Here, Course type selection means whether it is Regular/Vocational/Restructure.



The screenshot displays the user interface of the Savitribai Phule Pune University portal. At the top left, the university's logo and name are visible. Below this, a 'Dashboard' link is present. The main content area features a 'Select Course Type' label followed by a dropdown menu. The dropdown menu is open, showing four options: 'Please Select', 'Regular', 'Vocational', and 'Restructure'. A blue arrow points to the 'Regular' option, indicating the selection process. The footer of the page contains the copyright notice '© 2017 Savitribai Phule Pune University. All rights reserved.' and a login status indicator 'You are logged in with IP Address: ...:1'.

### 3. Subject Selection

According to course type there are different types of groups to select subject as per student selection.

The screenshot shows a web application interface for subject selection. The header includes the university logo and name, a 'Dashboard' link, and navigation icons. The main content area contains three selection prompts: 'Please select 1 subject from Group:B' with a dropdown menu showing 'Marathi'; 'Please select 1 subject from Group:C' with a dropdown menu showing 'Sanskrit'; and 'Please select 3 subject Groups' with a multi-select dropdown menu. The multi-select menu is open, showing options for Group-D, Group-E, and Group-F, with checkboxes next to each. Below the prompts, a red text message states 'Your Selected Subjects are : Sanskrit ,Marathi,'. A section titled 'Regular Subject Details' is visible but empty. The footer contains copyright information and a login status indicator.

SAVITRIBAI PHULE PUNE UNIVERSITY

Dashboard

Please select 1 subject from Group:B Marathi

Please select 1 subject from Group:C Sanskrit

Please select 3 subject Groups

Your Selected Subjects are : Sanskrit ,Marathi,

Regular Subject Details

Select

- Group:- D
- Group:- E
- Group:- F

© 2017 Savitribai Phule Pune University. All rights reserved. You are logged in with IP Address: ::1

## 4. Subject Selection

Students have to select their subjects and check whether all selected subjects are correct or not. Once they confirm hit the **'SAVE And NEXT'** button to proceed to display fees for that.

SAVITRIBAI PHULE PUNE UNIVERSITY

Dashboard

Please select 1 subject from Group:B: Marathi

Please select 1 subject from Group:C: Sanskrit

Please select 3 subject Groups: Select

Your Selected Subjects are : Sanskrit ,Marathi.  
You selected groups:Group:-E,Group:-F,Group:-G,

Regular Subject Details

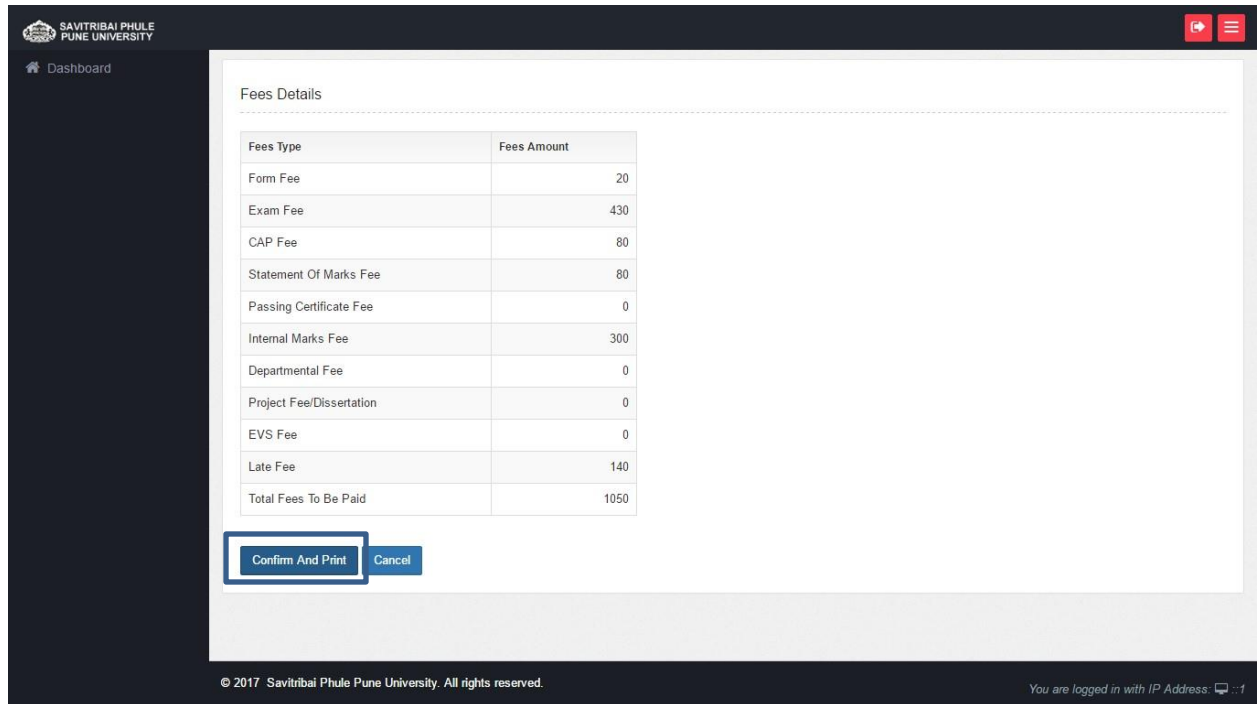
Semester	Subject Code	Subject Name	Internal	University Exam	Grade	Oral/Viva	PRACTICAL/SESSIONAL
1	1017	Compulsory English	<input checked="" type="checkbox"/>	<input checked="" type="checkbox"/>	<input type="checkbox"/>	<input type="checkbox"/>	<input type="checkbox"/>
1	1117	Sanskrit	<input checked="" type="checkbox"/>	<input checked="" type="checkbox"/>	<input type="checkbox"/>	<input checked="" type="checkbox"/>	<input type="checkbox"/>
1	1027	Marathi	<input checked="" type="checkbox"/>	<input checked="" type="checkbox"/>	<input type="checkbox"/>	<input type="checkbox"/>	<input type="checkbox"/>
1	1167	Political Science a) Indian Government & Politics / b) Modern Indian Political Thought	<input checked="" type="checkbox"/>	<input checked="" type="checkbox"/>	<input type="checkbox"/>	<input type="checkbox"/>	<input type="checkbox"/>
1	1177	History	<input checked="" type="checkbox"/>	<input checked="" type="checkbox"/>	<input type="checkbox"/>	<input type="checkbox"/>	<input type="checkbox"/>
1	1197	Anthropology	<input checked="" type="checkbox"/>	<input checked="" type="checkbox"/>	<input type="checkbox"/>	<input type="checkbox"/>	<input type="checkbox"/>
1	1207	Geography	<input checked="" type="checkbox"/>	<input checked="" type="checkbox"/>	<input type="checkbox"/>	<input type="checkbox"/>	<input type="checkbox"/>
1	1217	Music	<input checked="" type="checkbox"/>	<input checked="" type="checkbox"/>	<input type="checkbox"/>	<input type="checkbox"/>	<input type="checkbox"/>
1	1447	Public Administration	<input checked="" type="checkbox"/>	<input checked="" type="checkbox"/>	<input type="checkbox"/>	<input checked="" type="checkbox"/>	<input type="checkbox"/>

Save And Next Cancel

© 2017, Savitribai Phule Pune University. All rights reserved.

## 5. Fees Structure

Here, is the fee Structure for selected subjects.



The screenshot displays the 'Fees Details' section of the university's portal. It features a table with two columns: 'Fees Type' and 'Fees Amount'. The table lists various fees and their corresponding amounts, totaling 1050. Below the table, there are two buttons: 'Confirm And Print' and 'Cancel'. The 'Confirm And Print' button is highlighted with a blue border. The page footer includes the copyright notice '© 2017 Savitribai Phule Pune University. All rights reserved.' and the user's IP address 'You are logged in with IP Address: ...:1'.


Fees Type	Fees Amount
Form Fee	20
Exam Fee	430
CAP Fee	80
Statement Of Marks Fee	80
Passing Certificate Fee	0
Internal Marks Fee	300
Departmental Fee	0
Project Fee/Dissertation	0
EVS Fee	0
Late Fee	140
Total Fees To Be Paid	1050


[Confirm And Print](#) [Cancel](#)

© 2017 Savitribai Phule Pune University. All rights reserved. You are logged in with IP Address: ...:1

## 6. Print Application Form

RptExamForm 1 / 2


**Savitribai Phule Pune University**  
 Examination Form OCT/NOV 2016

  
 Form No :1001-04205

Course Name BACHELOR OF ARTS (REV.2013)

PRN. Fresh Eligibility No.

PUNCODE College 0 DECCAN EDUCATION SOCIETY FERGUSSON COLLEGE

**Instructions to the Candidate:**  
 1.This Exam form along with fee amount should be submitted to the concerned college .  
 2.Repeater students should attach attested true copy of the latest mark sheet alongwith this form.  
 3.This form will be considered **ONLY AFTER APPROVAL** from the concern College.

To,  
 The Controller of Examinations, Savitribai Phule Pune University, Pune-411 007.  
 Madam/Sir, I request permission to present myself at the examination courses, mentioned below


**1.Personal Details:**


Name of the Applicant  
 Name of the Applicant's Mother  
 Address for Communication test  
 Email-ID batest@gmail.com Contact Number  
 Gender Male Category  
 Is Physically Disabled No Medium of Instruction Marathi

**Applied Subjects Information :**

Year/ Sem	Sub Code	Subject Name	Internal	External/ Theory	Grade / Online	Practical / Sessional	Project	Oral
1	1017	Compulsory English	Y	Y	N	N	N	N
1	1017	Compulsory English	Y	Y	N	N	N	N
1	1027	Marathi	Y	Y	N	N	N	N
1	1117	Sanskrit	Y	Y	N	N	N	Y
1	1167	Political Science a) Indian Government & Politics / b) Modern Indian Political Thought	Y	Y	N	N	N	N
1	1177	History	Y	Y	N	N	N	N
1	1197	Anthropology	Y	Y	N	N	N	N

Here, is the Application form print which student must submit to college.


**Savitribai Phule Pune University**  
 Examination Form OCT/NOV 2016

  
 Form No :1001-04205

**3. Fee Details**

Fee Type	Fee Amount	Remarks
Form Fee	20	
Exam Fee	430	
Passing Certificate Fee	0	
CAP Fee	80	
Statement Of Marks Fee	80	
Project Fee/Dissertation	0	
EVS Fee	0	
Internal Marks Fee	300	
Departmental Fee	0	
Late Fee	140	
Fine Fee	0	
<b>Total Fee to Be Paid:</b>	<b>1050</b>	

**DECLARATION :**  
 I hereby declare that I have gone through the Syllabus and the list of books prescribed for the examination for which I am appearing. **I SHALL BE RESPONSIBLE** for any errors and wrong or incomplete entries made by me in the Examination form.  
 I shall not request for special concession such as change in the time and/or day fixed for the University examination etc. on religious or any other grounds.  
 Yours faithfully.

**Note:Special Subject(s) should be verified by the subject teacher & signed.  
 Please, Select Optional Subject(s) carefully, because Optional Subject(s) are not editable.**

Place : \_\_\_\_\_ Date : \_\_\_\_\_ Signature of the Candidate  
 Place : \_\_\_\_\_ Date : \_\_\_\_\_ Stamp & Signature of the Principal

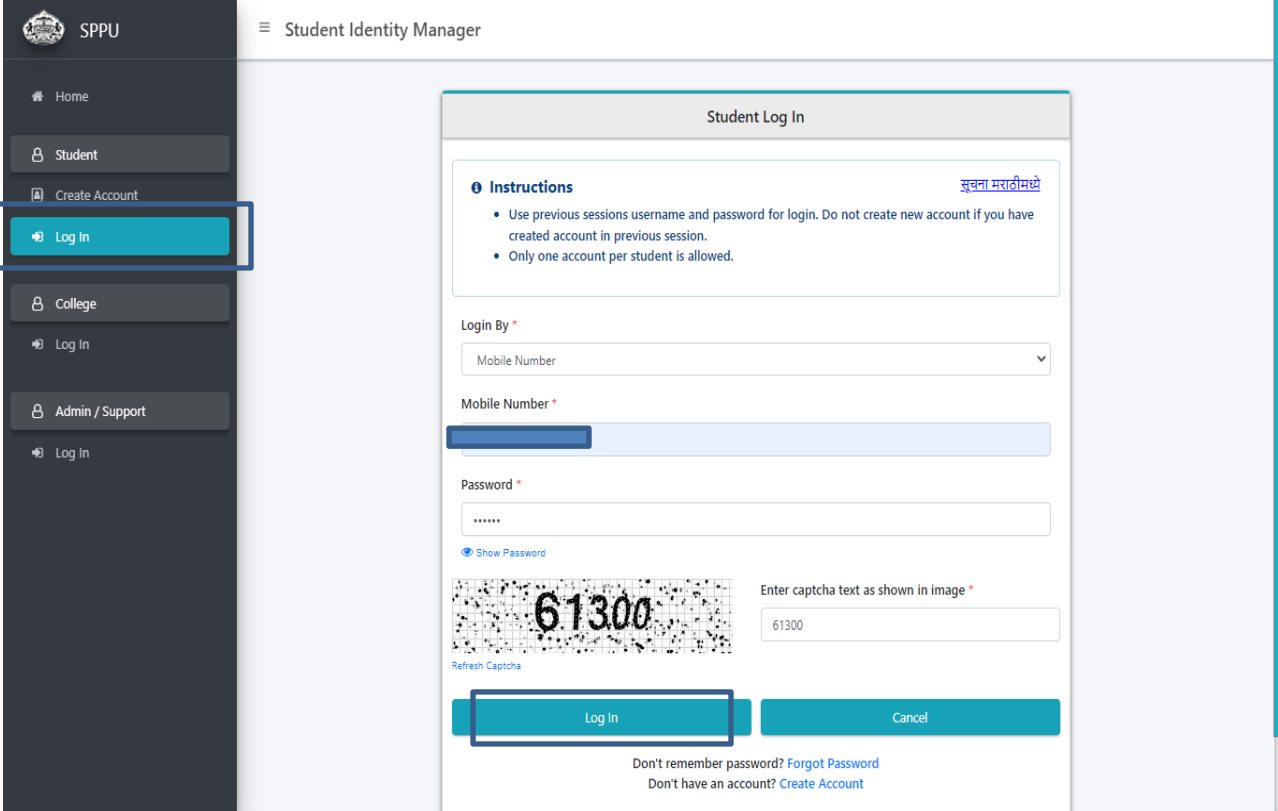


## For Having BACKLOGS in “First Year”

(For having backlog in first year, follow same process up to filling Subject Details)

### 1. Login Page

Student must login from this page by his/her profile email id.



**SPPU** Student Identity Manager

Home  
Student  
Create Account  
**Log In**  
College  
Log In  
Admin / Support  
Log In

### Student Log In

**Instructions** [सूचना मराठीमध्ये](#)

- Use previous sessions username and password for login. Do not create new account if you have created account in previous session.
- Only one account per student is allowed.

Login By \*  
Mobile Number

Mobile Number \*  
[Redacted]

Password \*  
[Redacted]  
[Show Password](#)

Enter captcha text as shown in image \*  
61300  
61300

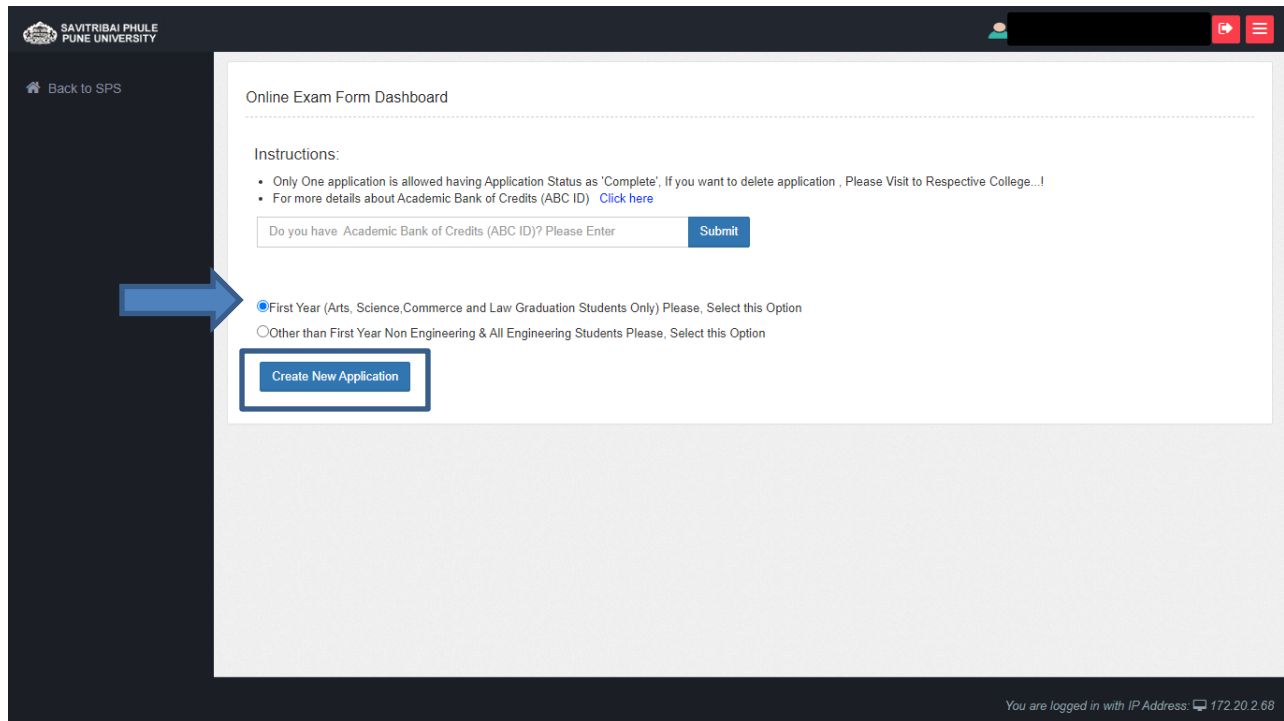
[Refresh Captcha](#)

**Log In** Cancel

Don't remember password? [Forgot Password](#)  
Don't have an account? [Create Account](#)

## 2. Student Dashboard

Student can create new Application from here & get update from how many form he/she generated against his/her profile.



SAVITRIBAI PHULE  
PUNE UNIVERSITY

Back to SPS

Online Exam Form Dashboard

Instructions:

- Only One application is allowed having Application Status as 'Complete'. If you want to delete application , Please Visit to Respective College...!
- For more details about Academic Bank of Credits (ABC ID) [Click here](#)

Do you have Academic Bank of Credits (ABC ID)? Please Enter

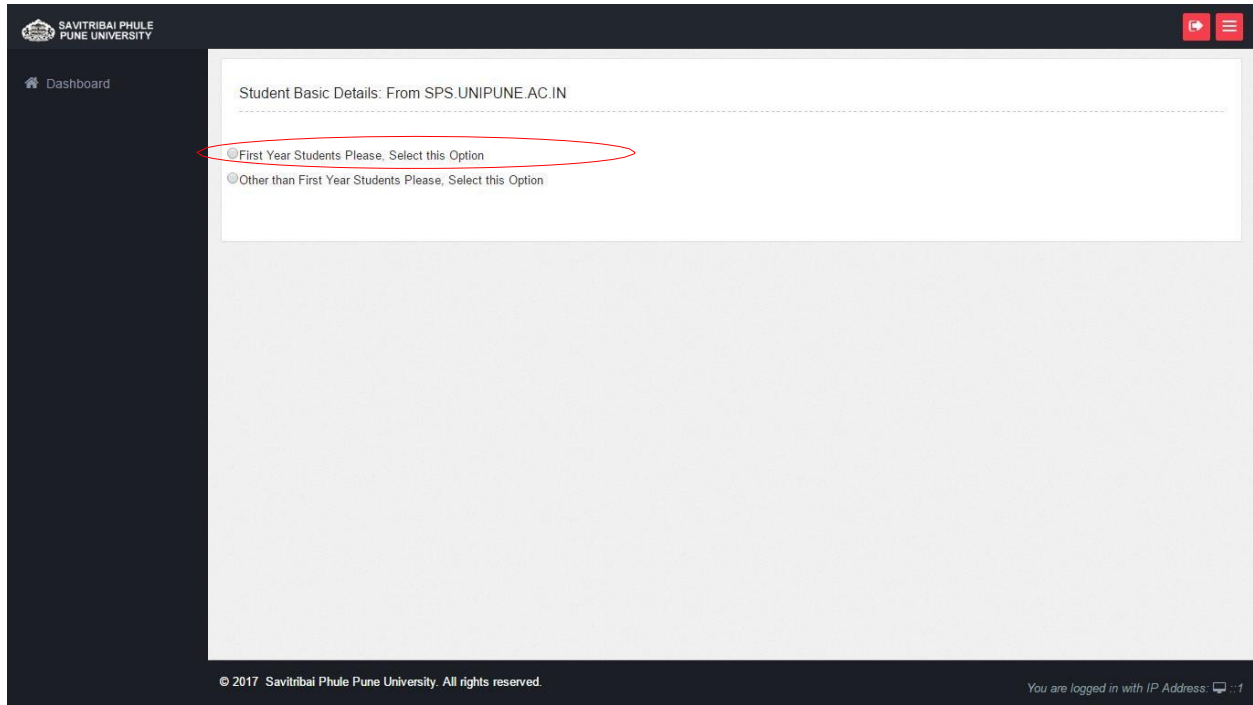
First Year (Arts, Science, Commerce and Law Graduation Students Only) Please, Select this Option

Other than First Year Non Engineering & All Engineering Students Please, Select this Option

You are logged in with IP Address: 172.20.2.68

### 3. Students Year Selection

First Year students select first year option and other than first year select other option (those who are appearing for other than First Year).



SAVITRIBAI PHULE  
PUNE UNIVERSITY

Dashboard

Student Basic Details: From SPS.UNIPUNE.AC.IN

First Year Students Please, Select this Option

Other than First Year Students Please, Select this Option

© 2017 Savitribai Phule Pune University. All rights reserved. You are logged in with IP Address :::1

## 4. Students Basic Details

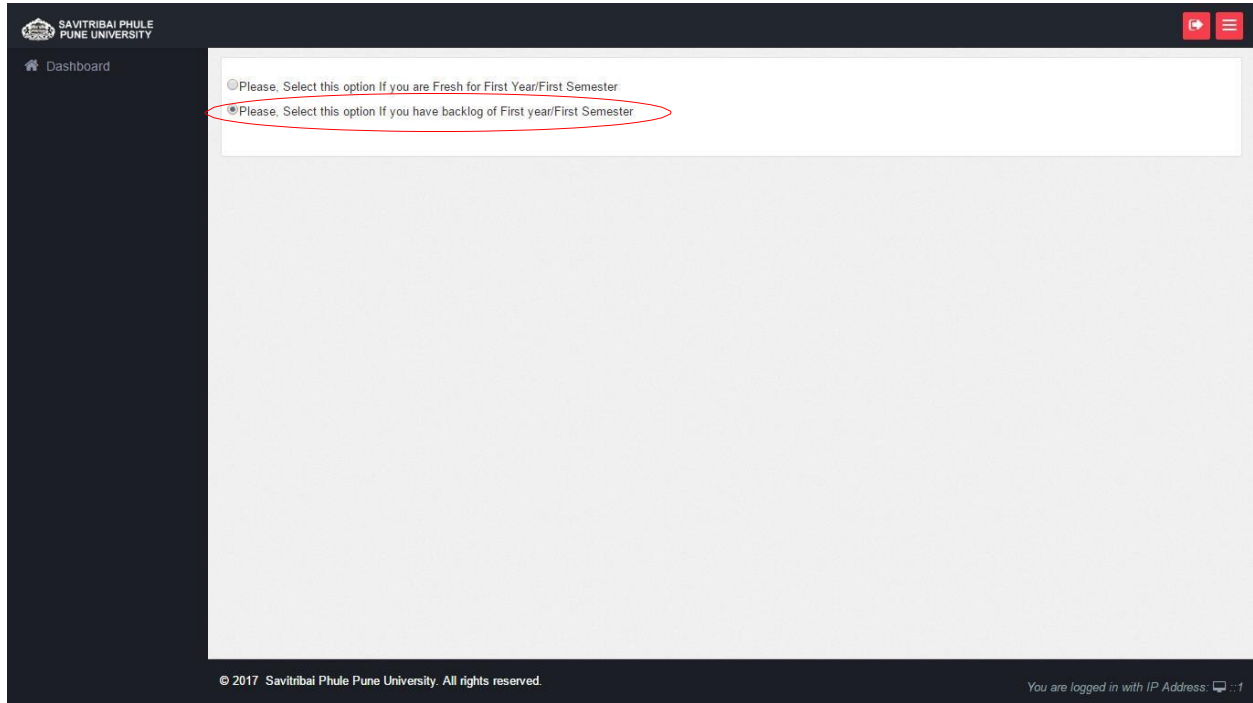
Students see his/her basic details.

The screenshot shows a web interface for viewing student details. The header includes the university logo and name, and a navigation menu with 'Dashboard'. The main content area is titled 'Student Basic Details: From SPS.UNIPUNE.AC.IN'. It contains a form with the following fields:

Pattern Name	BACHELOR OF A
Student Name	PONKSHE SARANG BHALCHANDRA
Mother Name	SANJEEVANI
Faculty Name	Arts
Pattern Name	BACHELOR OF ARTS (REV.2013)
College Name	DECCAN EDUCATION SOCIETY FERGUSSON COLL
Gender	Male
Date Of Birth	04/25/96
11 digit UNIPUNE ID.(Eligibility No.)	12014099814
Medium of Instruction	Marathi
Category	OPEN
Minority	No

## 5. FRESH/BACKLOG for First Year

If student totally fresh for First year then student must have to select first option and if he/she have backlogs then select second option to proceed.



The screenshot displays the dashboard of Savitribai Phule Pune University. The header includes the university logo and name. A dark sidebar on the left contains a 'Dashboard' link. The main content area features a form with two radio button options. The second option, 'Please. Select this option If you have backlog of First year/First Semester', is circled in red. The footer contains copyright information and a login status indicator.

SAVITRIBAI PHULE PUNE UNIVERSITY

Dashboard

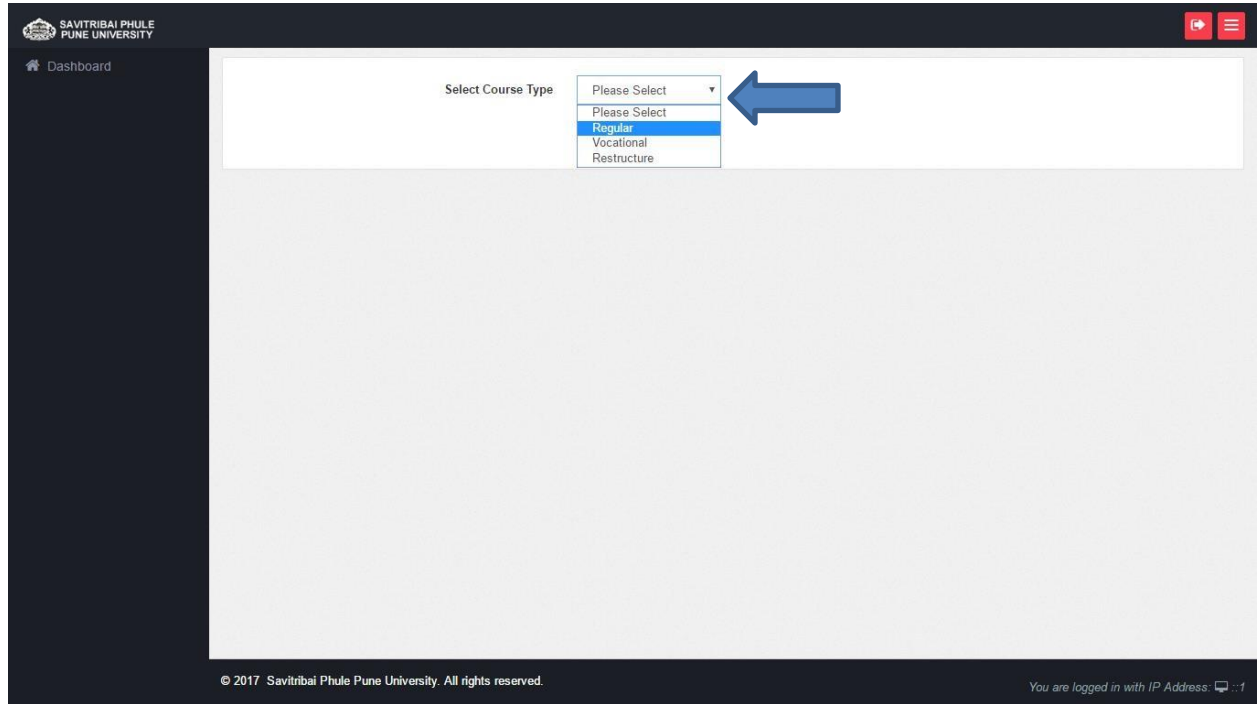
Please. Select this option If you are Fresh for First Year/First Semester

Please. Select this option If you have backlog of First year/First Semester

© 2017 Savitribai Phule Pune University. All rights reserved. You are logged in with IP Address: ::1

## 6. Course type selection for (BA/BCOM/B.Sc. (ALL))

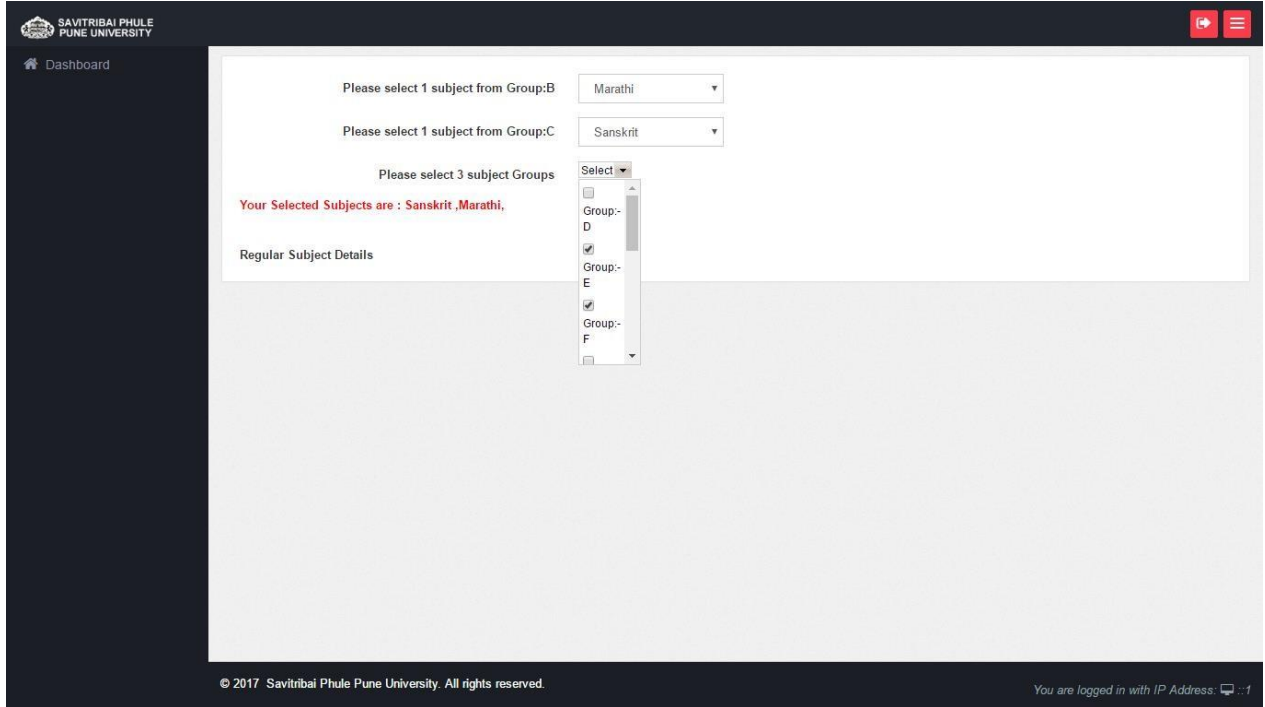
Here, Course type selection means whether it is Regular/Vocational/Restructure.



The screenshot displays the user interface of the Savitribai Phule Pune University portal. At the top left, the university's logo and name are visible. A navigation menu on the left includes a 'Dashboard' link. The main content area features a form with a label 'Select Course Type' and a dropdown menu. The dropdown menu is open, showing four options: 'Please Select', 'Regular', 'Vocational', and 'Restructure'. A blue arrow points to the 'Regular' option, which is highlighted. The footer contains the copyright notice '© 2017 Savitribai Phule Pune University. All rights reserved.' and a login status indicator 'You are logged in with IP Address: ::1'.

## 7. Subject Selection

According to course type there are different types of groups to select subject as per student selection.



The screenshot shows a web interface for subject selection at Savitribai Phule Pune University. The header includes the university logo and name, a 'Dashboard' link, and navigation icons. The main content area contains three selection steps: 1. 'Please select 1 subject from Group:B' with a dropdown menu showing 'Marathi'. 2. 'Please select 1 subject from Group:C' with a dropdown menu showing 'Sanskrit'. 3. 'Please select 3 subject Groups' with a 'Select' dropdown menu. Below this, a red message states 'Your Selected Subjects are : Sanskrit ,Marathi,'. A section for 'Regular Subject Details' is partially visible. The footer contains the copyright notice '© 2017 Savitribai Phule Pune University. All rights reserved.' and a login status indicator 'You are logged in with IP Address: [IP Address]'. A large diagonal watermark 'SAVITRIBAI PHULE' is overlaid on the page.

## 8. Subject Selection

If student having backlog, should have to select particular backlog subject and Check whether all selected subjects are correct or not. Once they confirm hit the **‘SAVE And NEXT’** button to proceed to display fees for that.

SAVITRIBAI PHULE PUNE UNIVERSITY

Dashboard

Please select 1 subject from Group:B

Please select 1 subject from Group:C

Please select 3 subject Groups

Your Selected Subjects are : Sanskrit ,Marathi.

Regular Subject Details

Semester	Subject Code	Subject Name	Select	Internal	University Exam	Grade	Oral/Viva	PRACTICAL/SESSIONAL
1	1017	Compulsory English	<input checked="" type="checkbox"/>	<input checked="" type="checkbox"/>	<input checked="" type="checkbox"/>	<input type="checkbox"/>	<input type="checkbox"/>	<input type="checkbox"/>
1	1117	Sanskrit	<input type="checkbox"/>	<input checked="" type="checkbox"/>	<input checked="" type="checkbox"/>	<input type="checkbox"/>	<input checked="" type="checkbox"/>	<input type="checkbox"/>
1	1027	Marathi	<input type="checkbox"/>	<input checked="" type="checkbox"/>	<input checked="" type="checkbox"/>	<input type="checkbox"/>	<input type="checkbox"/>	<input type="checkbox"/>
1	1167	Political Science a) Indian Government & Politics / b) Modern Indian Political Thought	<input type="checkbox"/>	<input checked="" type="checkbox"/>	<input checked="" type="checkbox"/>	<input type="checkbox"/>	<input type="checkbox"/>	<input type="checkbox"/>
1	1177	History	<input type="checkbox"/>	<input checked="" type="checkbox"/>	<input checked="" type="checkbox"/>	<input type="checkbox"/>	<input type="checkbox"/>	<input type="checkbox"/>
1	1197	Anthropology	<input type="checkbox"/>	<input checked="" type="checkbox"/>	<input checked="" type="checkbox"/>	<input type="checkbox"/>	<input type="checkbox"/>	<input type="checkbox"/>

© 2017 Savitribai Phule Pune University. All rights reserved. You are logged in with IP Address: ...

1	1447	Public Administration	<input type="checkbox"/>	<input checked="" type="checkbox"/>	<input checked="" type="checkbox"/>	<input type="checkbox"/>	<input checked="" type="checkbox"/>	<input type="checkbox"/>
1	1457	N.S.S.	<input type="checkbox"/>	<input checked="" type="checkbox"/>	<input checked="" type="checkbox"/>	<input type="checkbox"/>	<input type="checkbox"/>	<input type="checkbox"/>
1	1467	Adult Education	<input type="checkbox"/>	<input checked="" type="checkbox"/>	<input checked="" type="checkbox"/>	<input type="checkbox"/>	<input type="checkbox"/>	<input type="checkbox"/>
1	1477	Physical Education	<input type="checkbox"/>	<input checked="" type="checkbox"/>	<input checked="" type="checkbox"/>	<input type="checkbox"/>	<input type="checkbox"/>	<input type="checkbox"/>
1	1487	French (Beginner)	<input checked="" type="checkbox"/>	<input checked="" type="checkbox"/>	<input checked="" type="checkbox"/>	<input type="checkbox"/>	<input type="checkbox"/>	<input type="checkbox"/>
1	1497	Japanese	<input checked="" type="checkbox"/>	<input checked="" type="checkbox"/>	<input checked="" type="checkbox"/>	<input type="checkbox"/>	<input type="checkbox"/>	<input type="checkbox"/>

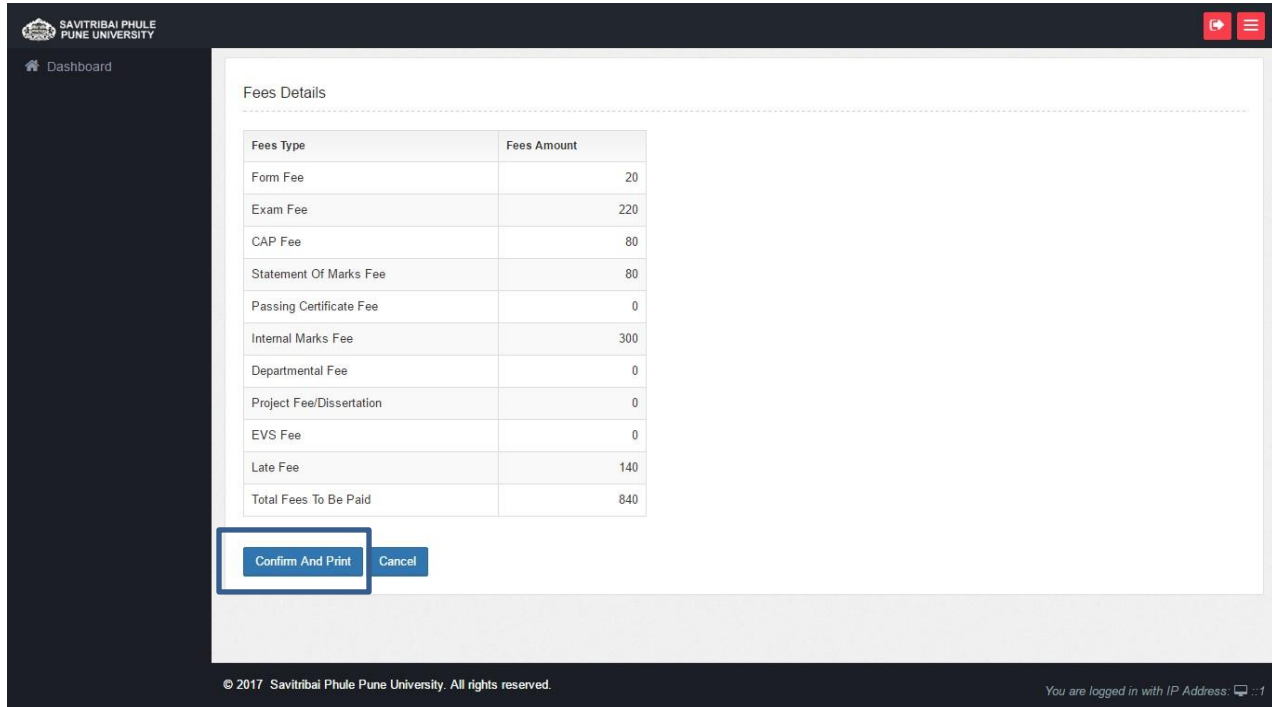
Vocational Subject Details

Semester	Subject Code	Subject Name	Select	Internal	University Exam	Grade	Oral/Viva	PRACTICAL/SESSIONAL
1	1827	Computer Application Paper I	<input type="checkbox"/>	<input checked="" type="checkbox"/>	<input checked="" type="checkbox"/>	<input type="checkbox"/>	<input type="checkbox"/>	<input checked="" type="checkbox"/>
1	1828	Computer Application Paper II	<input type="checkbox"/>	<input checked="" type="checkbox"/>	<input checked="" type="checkbox"/>	<input type="checkbox"/>	<input type="checkbox"/>	<input checked="" type="checkbox"/>
1	1857	Functional English Paper I	<input checked="" type="checkbox"/>	<input type="checkbox"/>	<input checked="" type="checkbox"/>	<input checked="" type="checkbox"/>	<input type="checkbox"/>	<input type="checkbox"/>
1	1858	Functional English Paper II	<input checked="" type="checkbox"/>	<input checked="" type="checkbox"/>	<input type="checkbox"/>	<input type="checkbox"/>	<input type="checkbox"/>	<input checked="" type="checkbox"/>
1	1867	Tourism and Travel Management Paper I	<input type="checkbox"/>	<input checked="" type="checkbox"/>	<input checked="" type="checkbox"/>	<input type="checkbox"/>	<input type="checkbox"/>	<input type="checkbox"/>
1	1868	Tourism and Travel Management Paper II	<input type="checkbox"/>	<input checked="" type="checkbox"/>	<input type="checkbox"/>	<input type="checkbox"/>	<input type="checkbox"/>	<input checked="" type="checkbox"/>
1	1877	Functional Hindi Paper I	<input type="checkbox"/>	<input checked="" type="checkbox"/>	<input type="checkbox"/>	<input type="checkbox"/>	<input type="checkbox"/>	<input checked="" type="checkbox"/>
1	1878	Functional Hindi Paper II	<input type="checkbox"/>	<input checked="" type="checkbox"/>	<input type="checkbox"/>	<input type="checkbox"/>	<input type="checkbox"/>	<input checked="" type="checkbox"/>
1	1887	Soil Conservation and Water Management Soil Science Paper I	<input type="checkbox"/>	<input type="checkbox"/>	<input checked="" type="checkbox"/>	<input checked="" type="checkbox"/>	<input type="checkbox"/>	<input type="checkbox"/>
1	1888	Soil Conservation and Water Management Water Management Paper II	<input type="checkbox"/>	<input checked="" type="checkbox"/>	<input type="checkbox"/>	<input type="checkbox"/>	<input type="checkbox"/>	<input checked="" type="checkbox"/>



## 9. Fees Structure

Here, is the fee Structure for selected subjects only. If it is correct then click on 'Confirmed And Save'





The screenshot displays the 'Fees Details' section of the university's portal. It features a table with two columns: 'Fees Type' and 'Fees Amount'. The table lists the following fees and amounts:

Fees Type	Fees Amount
Form Fee	20
Exam Fee	220
CAP Fee	80
Statement Of Marks Fee	80
Passing Certificate Fee	0
Internal Marks Fee	300
Departmental Fee	0
Project Fee/Dissertation	0
EVS Fee	0
Late Fee	140
Total Fees To Be Paid	840

Below the table, there are two buttons: 'Confirm And Print' (highlighted with a red box) and 'Cancel'.



© 2017 Savitribai Phule Pune University. All rights reserved. You are logged in with IP Address: ::1

## 10. Print Application Form:

		<b>Savitribai Phule Pune University</b> <i>Examination Form OCT/NOV 2016</i>	 Form No :1001-04206					
Course Name BACHELOR OF ARTS (REV.2013)								
PRN.	Eligibility No.		12014099814					
PUNCODE	CAAP010010	College	( ) DECCAN EDUCATION SOCIETY FERGUSSON COLLEGE					
<b>Instructions to the Candidate:</b>								
1.This Exam form along with fee amount should be submitted to the concerned college .								
2.Repeater students should attach attested true copy of the latest mark sheet alongwith this form.								
3.This form will be considered <b>ONLY AFTER APPROVAL</b> from the concern College.								
<b>To,</b> <b>The Controller of Examinations, Savitribai Phule Pune University, Pune-411 007.</b> Madam/Sir, I request permission to present myself at the examination courses, mentioned below								
<b>1. Personal Details:</b>								
Name of the Applicant		SANJEEVANI						
Name of the Applicant's Mother		test						
Address for Communication		Contact Number	3578964125					
Email-ID		Category	OPEN					
Gender	Is Physically Disabled		No					
Medium of Instruction		Marathi						
<b>Applied Subjects Information :</b>								
Year/ Sem	Sub Code	Subject Name	Internal	External Theory	Grade / Online	Practical / Sessional	Project	Oral
1	1027	Marathi	Y	Y	N	N	N	N
1	1487	French (Beginner)	Y	Y	N	N	N	N
1	1497	Japanese	Y	Y	N	N	N	N
1	1857	Functional English Paper I	N	Y	Y	N	N	N
1	1858	Functional English Paper II	Y	N	N	Y	N	N
<b>3. Fee Details</b>								
Fee Type	Fee Amount	Remarks						

Here, is the Application form print which student must submit to college.

1	1857	Functional English Paper I	N	Y	Y	N	N	N
1	1858	Functional English Paper II	Y	N	N	Y	N	N
<b>3. Fee Details</b>								
Fee Type	Fee Amount	Remarks						
Form Fee	20							
Exam Fee	220							
Passing Certificate Fee	0							
CAP Fee	80							
Statement Of Marks Fee	80							
Project Fee/Dissertation	0							
EVS Fee	0							
Internal Marks Fee	300							
Departmental Fee	0							
Late Fee	140							
Fine Fee	0							
<b>Total Fee to Be Paid:</b>	<b>840</b>							
1 of 2		Print Date:01/02/17 12:23:57 PM						

		<b>Savitribai Phule Pune University</b> <i>Examination Form OCT/NOV 2016</i>	 Form No :1001-04206
<b>DECLARATION :</b>			
I hereby declare that I have gone through the Syllabus and the list of books prescribed for the examination for which I am appearing. <b>I SHALL BE RESPONSIBLE</b> for any errors and wrong or incomplete entries made by me in the Examination form.			
I shall not request for special concession such as change in the time and/or day fixed for the University examination etc. on religious or any other grounds.			
Yours faithfully.			
<b>Note:Special Subject(s) should be verified by the subject teacher &amp; signed.</b>			
<b>Please, Select Optional Subject(s) carefully, because Optional Subject(s) are not editable.</b>			
Place :	Date :	Signature of the Candidate	

SAVITRIBAI PHULE PUNE UNIVERSITY

== O ==  
END



# Savitribai Phule Pune University, Pune.

## Other than First Year Exam Form

### USER MANUAL

#### **Note for First Year Students:**

1. Eligibility Number is compulsory for those students whose Nationality is “Indian”. Only for Art, Commerce, Science Under Graduate and Post Graduate Student need to Select “New (For Art, Science, Commerce under Graduate and Post Graduate Student)” option as a student type while creating student profile. This is not allowed for the international student.
2. Use previous sessions username and password for login. Do not create new account if you have created account in previous session.
3. Only one account per student is allowed.
4. If student have to changed Mobile no, Email id, Photo, Signature etc. please contact to your college.
5. If you have forgot password then you click on “Forgot password” and get “New Password”.
6. Already have create account.

At first user go on website – unipune.ac.in

Click on Examination.

The screenshot shows the homepage of Savitribai Phule Pune University. The header includes the university's name in Marathi and English, along with a navigation menu. A prominent NAAC 'A+' accreditation badge is displayed. A blue arrow points to the 'Examination' link in the top navigation menu. Below the header, there are sections for 'Research Publications (2011- Onwards)', 'PRESS RELEASE', and 'NEWS & ANNOUNCEMENTS'.

Click on Exam Forms Online

The screenshot shows the ExamOnline portal. The header includes the university's name and the 'ExamOnline' logo. The main content area features a welcome message and profiles of Prof. (Dr.) Karbhari Vishwanath Kale, Vice Chancellor, and Dr. Mahesh Kakade, Director, Board of Examinations and Evaluation. A 'Recent Updates' section is also present. At the bottom, there are three main sections: 'Students Section', 'College Section', and 'Examination Section'. A blue arrow points to the 'Exam Forms Online' link in the Students Section.

click on **Proceed to Login**

SAVITRIBAI PHULE PUNE UNIVERSITY

Online Exam Form System

Important Dates			
Course	Start Date	Without Late Fee End Date	With Late Fee End Date
First Year - BACHELOR OF PHARMACY(Rev:2019)(CREDIT PATTERN) FRESH	21 Jan 2023	24 Jan 2023	17 Mar 2023

**Proceed To Login**

**For online service & technical queries related only**

[exam.support@pun.unipune.ac.in](mailto:exam.support@pun.unipune.ac.in)

020-71533633

**Instructions**

- Student can Fill online exam form by using their Student Profile.
- After filling Exam Form Student have to submit their online application printout and fees to respective college.
- College will Inward given Exam Form Number/Application Number in traditional way(like usual process before Covid-19).

- Working hours of SPPU Edutech Foundation (SEF) are 10:00 AM to 6:00 PM
- SEF has holiday on 1st & 3rd Saturday of every month.

SAVITRIBAI PHULE PUNE UNIVERSITY

## STUDENT PROFILE LOGIN

Please use previous login details for next session exam form.

If don't remember Password then do use of **Forgot Password link**

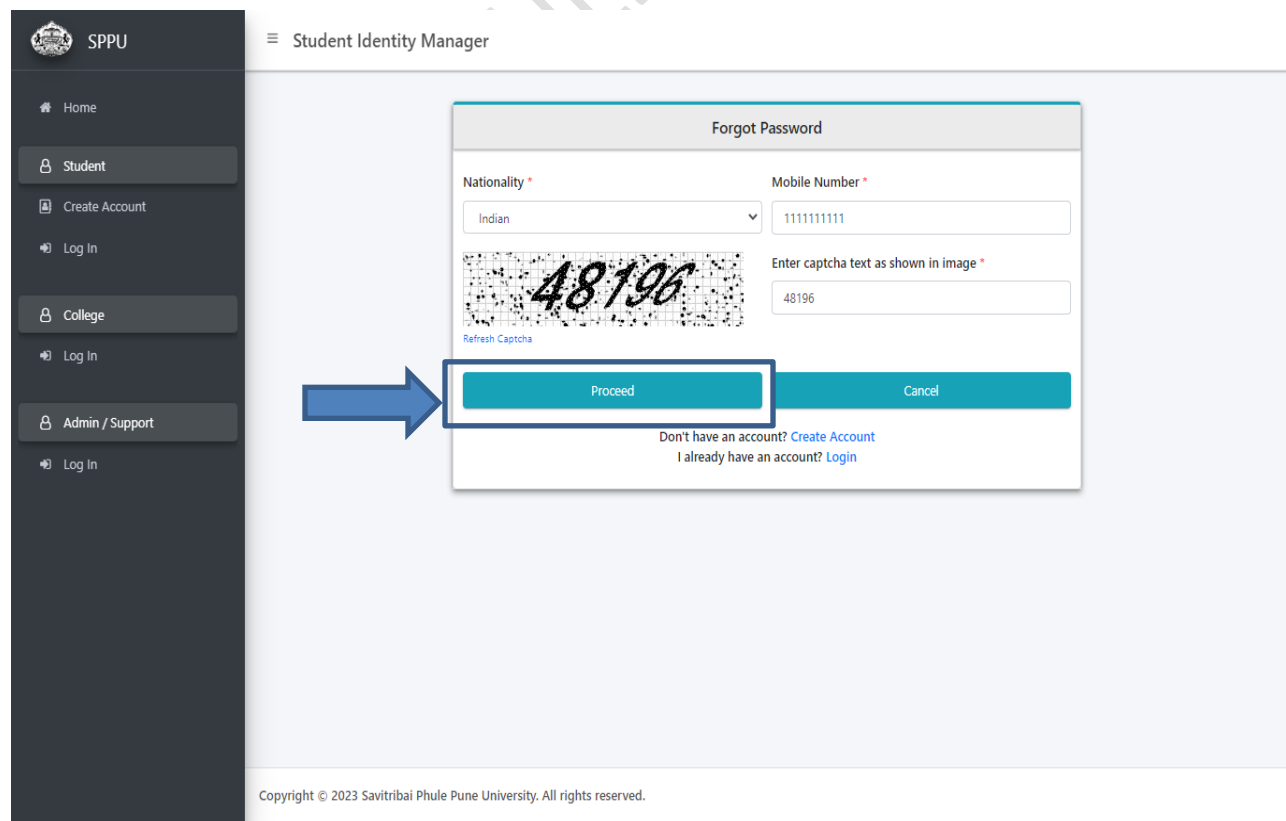
Enter Nationality and Mobile no.

Enter Captcha Code.

Click on Send OTP, OTP will be sent on your Register Mobile number and register Email id.

Enter received OTP Click on Verify OTP and change password.

Then click on '**Proceed**' Button.



The screenshot shows the 'Forgot Password' form in the SPPU Student Identity Manager. The form has the following fields and elements:

- Nationality \***: A dropdown menu with 'Indian' selected.
- Mobile Number \***: A text input field containing '1111111111'.
- Enter captcha text as shown in image \***: A text input field containing '48196', which matches the number in the captcha image.
- Refresh Captcha**: A small blue link below the captcha image.
- Proceed**: A large blue button, highlighted with a blue arrow.
- Cancel**: A smaller blue button to the right of the 'Proceed' button.
- Don't have an account? [Create Account](#)**: A link below the buttons.
- I already have an account? [Login](#)**: A link below the 'Create Account' link.

Copyright © 2023 Savitribai Phule Pune University. All rights reserved.

If your mobile no and email id is changed then contact to your college for change mobile no and email id.

## Login to Exam form

Select Login by (like Mobile no, Email id...etc.)

Enter Password

Enter Captcha Code.

Click on 'Login' button.

SPPU Student Identity Manager

Home  
Student  
Create Account  
**Log In**  
College  
Log In  
Admin / Support  
Log In

Student Log In

**Instructions** [सूचना मराठीमध्ये](#)

- Use previous sessions username and password for login. Do not create new account if you have created account in previous session.
- Only one account per student is allowed.

Login By \*  
Mobile Number

Mobile Number \*  
[Input Field]

Password \*  
[Input Field]

[Show Password](#)

Enter captcha text as shown in image \*  
61300

Refresh Captcha

**Log In** Cancel

Don't remember password? [Forgot Password](#)  
Don't have an account? [Create Account](#)



Show Student Dashboard, if PRN No. and Eligibility No. not updated in the profile then click on **'Delete Profile'**

The screenshot displays the 'Student Profile System' dashboard. On the left is a dark sidebar with the SPPU logo and navigation options like 'Dashboard' and 'Log Out'. The main content area is titled 'Dashboard' and contains a table with the following structure:

Learning Mode	Course Enrollment	College Information	Personal Information	Profile Status	Action
External				Profile complete. ( Now you can fill exam form. Click on Exam Form. )	<a href="#">Photocopy Revaluation</a> <a href="#">Update Profile</a> <b><a href="#">Delete Profile</a></b> <a href="#">Exam Form</a>

Below the table, there is a 'New Course Enrollment' button. A blue arrow points to this button. At the bottom of the dashboard, there is a footer with copyright information and a link to the university's official Telegram channel.

Click on 'New Course Enrollment'

1. Select Student type – Existing
2. Medium of instruction
3. Fill the PRN
4. Fill Eligibility No
5. Click on 'Save' Button and Update Profile.

SPPU Student Profile System

Welcome! PASALK

Dashboard

Log Out

Instructions

Regarding Course Enrollment

Student Type: Select proper option in student type.

1. **New:** This option is only for those students who are admitted to first time for any course. This means they don't have any Eligibility or PRN Number.  
For Regular Student:  
\* PUNCODE: Unique 10 digit code assigned to each college by university. [Click here to search college PUNCODE](#)
2. **Existing:** This option is for those students who have Eligibility or PRN Number.  
For Regular Indian Student:  
\* Regular Indian Students of Arts, Commerce and Science faculty who are going to appear university exam first time those students need to enter only eligibility number.  
\* Other all regular Indian students need to enter both Eligibility and PRN numbers below.  
For Regular International Students:  
\* Regular International Students of Arts, Commerce and Science faculty who are going to appear university exam first time need to select student type as NEW.  
\* Other all regular international students need to enter PRN number only.

Fill proper and accurate details. After submitting you can't make any changes in course enrollment.

Student Type \* Existing Medium of instruction \* Marathi

Have you got PRN number from university? \* Yes Permanent Registration Number (PRN) \* Enter PRN

Have you got Eligibility number from university? \* Yes Eligibility Number \* Enter Eligibility Number

Save Cancel

click on 'Exam form'

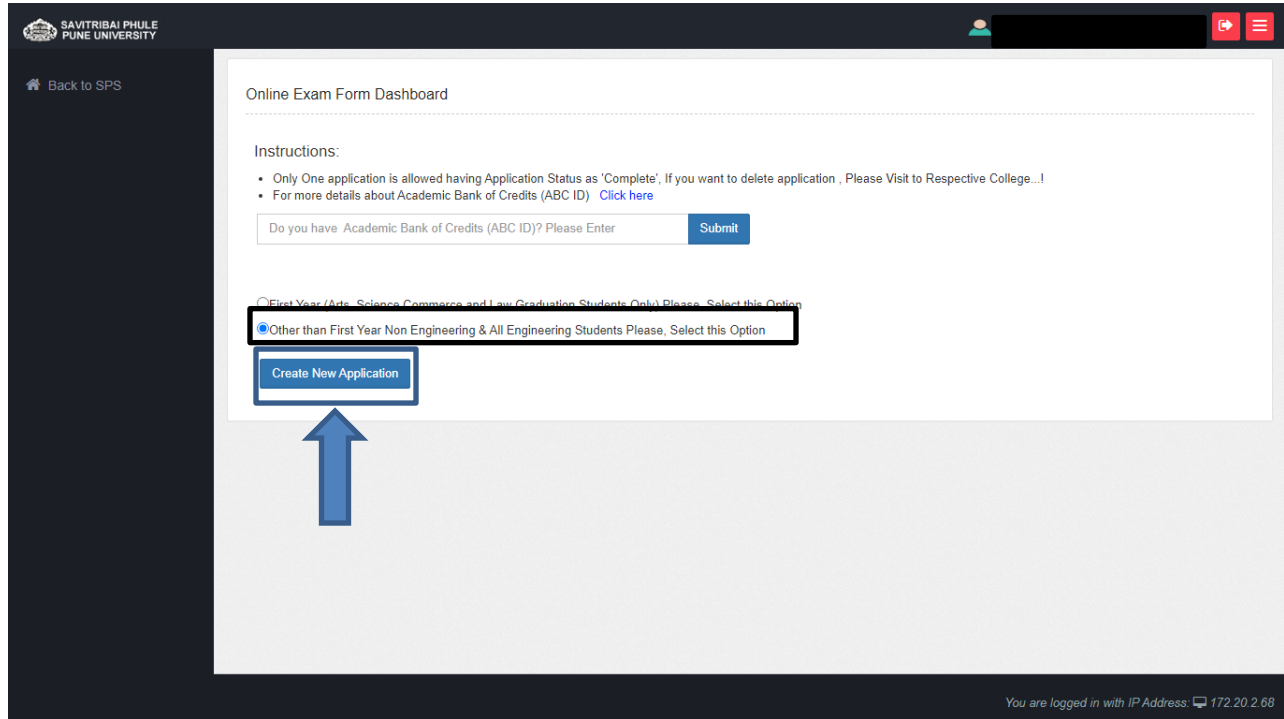
The screenshot shows the 'Student Profile System' dashboard. The page title is 'Student Profile System'. The dashboard is divided into several sections:

- Learning Mode**
- Course Enrollment**
- College Information**
- Personal Information**
- Profile Status**: Profile complete. (Your profile is used in other applications.)
- Action**: A list of buttons including 'Photocopy Revaluation', 'Exam Form', 'SCHOLARSHIP शिष्यवृत्ती', 'Hall Ticket', and 'SPPU BSD COVID-19 Vaccination'.

A blue arrow points to the 'Exam Form' button. Below the dashboard is a 'New Course Enrollment' button. At the bottom, there is a footer with the text: 'Savitribai Phule Pune University's Official Public Telegram Channel. Get latest updates on Circulars, Announcements, Admissions, Examinations, Placements, Research, Workshops, Seminars, Conferences, Events and many more. Click on below link to join <https://t.me/SPPUofficial> Copyright © 2023 Savitribai Phule Pune University. All rights reserved.'

## 1. Student Dashboard

Second year students select ‘Other than First Year Non-Engineering & All Engineering Students, Please, Select this option’ (those who are appearing for other than First Year).



SAVITRIBAI PHULE PUNE UNIVERSITY

Back to SPS

Online Exam Form Dashboard

Instructions:

- Only One application is allowed having Application Status as 'Complete'. If you want to delete application, Please Visit to Respective College...
- For more details about Academic Bank of Credits (ABC ID) [Click here](#)

Do you have Academic Bank of Credits (ABC ID)? Please Enter

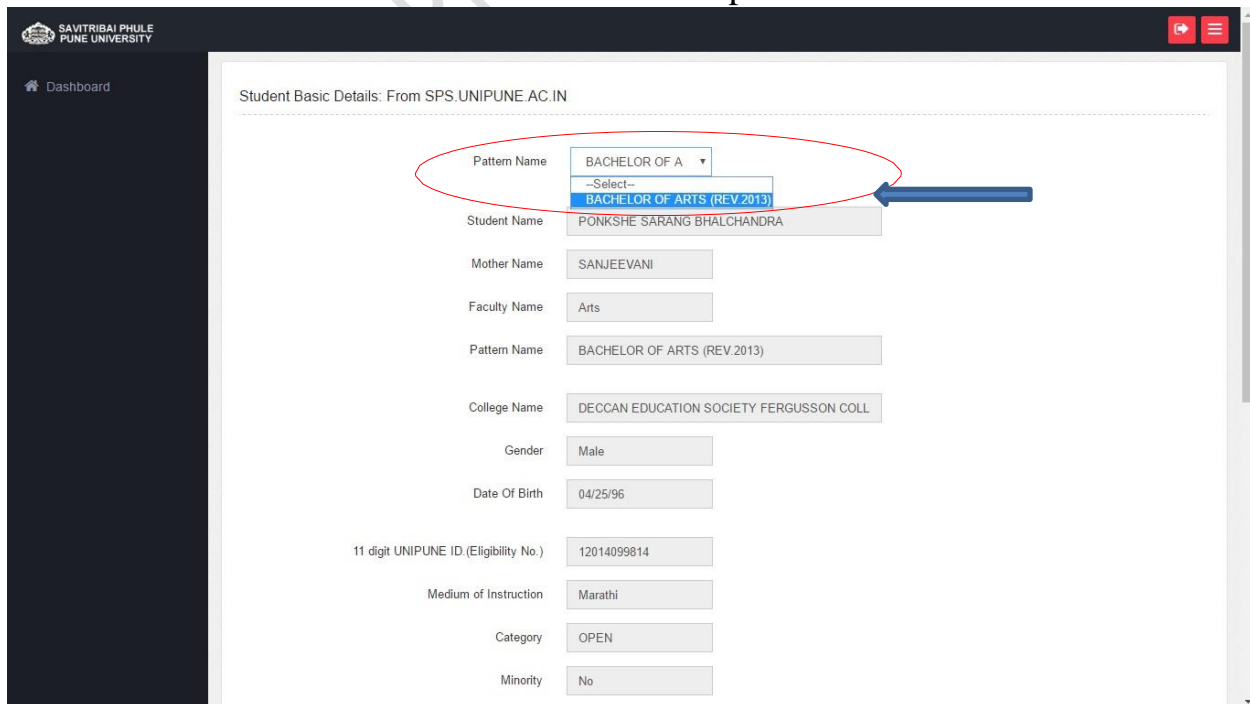
First Year (Arts, Science, Commerce and Law Graduation Students Only) Please, Select this Option

Other than First Year Non Engineering & All Engineering Students Please, Select this Option

You are logged in with IP Address: 172.20.2.68

## 2. Students Course Selection

Student must select his/her related course to proceed ahead.



SAVITRIBAI PHULE PUNE UNIVERSITY

Dashboard

Student Basic Details: From SPS.UNIPUNE.AC.IN

Pattern Name: BACHELOR OF A (dropdown menu with options: -Select-, BACHELOR OF ARTS (REV.2013))

Student Name: PONKSHE SARANG BHALCHANDRA

Mother Name: SANJEEVANI

Faculty Name: Arts

Pattern Name: BACHELOR OF ARTS (REV.2013)

College Name: DECCAN EDUCATION SOCIETY FERGUSSON COLL

Gender: Male

Date Of Birth: 04/25/96

11 digit UNIPUNE ID (Eligibility No.): 12014099814

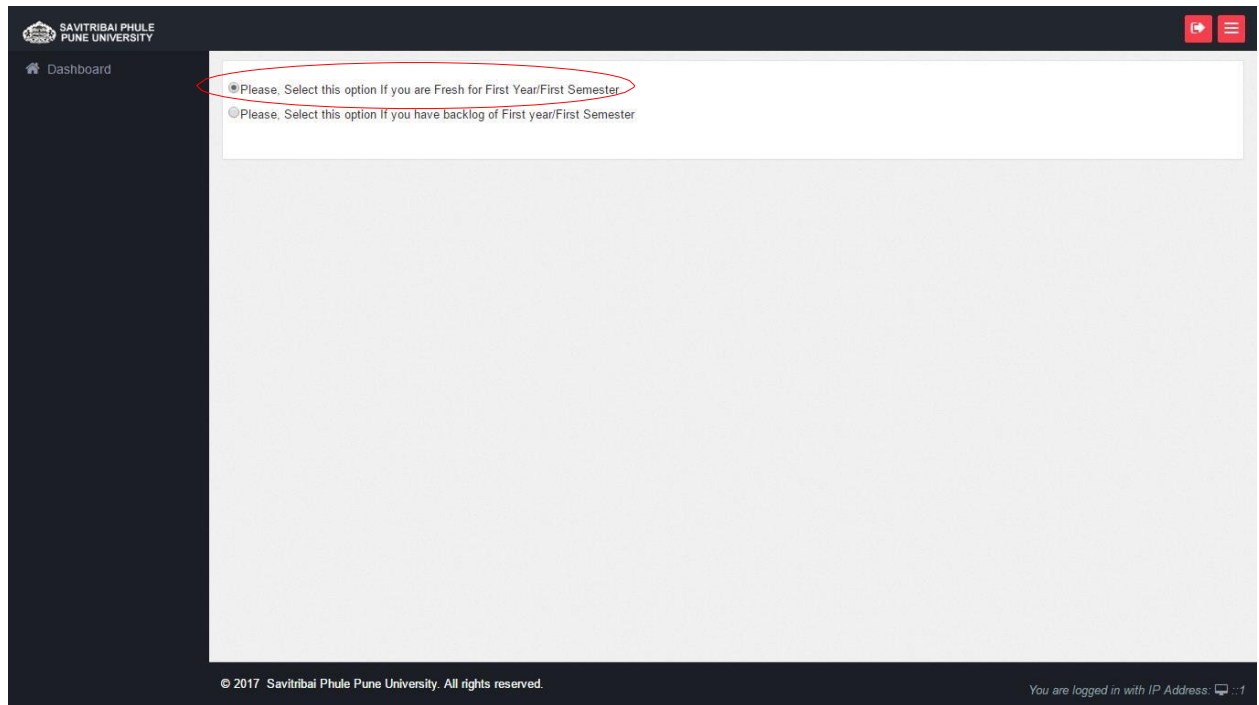
Medium of Instruction: Marathi

Category: OPEN

Minority: No

### 3. BACKLOG for Regular Student Year

If student must have to select he/she have backlogs then select second option to proceed.



The screenshot shows a web interface for Savitribai Phule Pune University. The header includes the university logo and name. A navigation menu on the left shows 'Dashboard'. The main content area contains two radio button options: the first is selected and circled in red, and the second is unselected. The footer contains copyright information and a login status indicator.

SAVITRIBAI PHULE PUNE UNIVERSITY

Dashboard

Please, Select this option If you are Fresh for First Year/First Semester

Please, Select this option If you have backlog of First year/First Semester

© 2017 Savitribai Phule Pune University. All rights reserved. You are logged in with IP Address: ::1

### 4. Course type selection for (BA/BCOM/B.Sc.(ALL))

Here, Course type selection means whether it is Regular/Vocational/Restructure.

Select Course Type

- Please Select
- Please Select
- Regular
- Vocational
- Restructure



SAVITRIBAI PHULE PUNE UNIVERSITY

## 5. Subject Selection

According to course type there are different types of groups to select subject as per student selection.

The screenshot shows a web interface for subject selection. At the top left, the Savitribai Phule Pune University logo and name are visible. A navigation bar includes a home icon and the word "Dashboard". The main content area contains several selection options:

- "Please select 1 subject from Group:B" with a dropdown menu showing "Marathi".
- "Please select 1 subject from Group:C" with a dropdown menu showing "Sanskrit".
- "Please select 3 subject Groups" with a "Select" dropdown menu. This menu is open, showing a list of groups: "Group-D", "Group-E", and "Group-F". Each group has a checkbox, and "Group-E" and "Group-F" are checked.

Below these options, a red text line states: "Your Selected Subjects are : Sanskrit ,Marathi,". Underneath, there is a section titled "Regular Subject Details" which is currently empty.

At the bottom of the page, there is a copyright notice: "© 2017 Savitribai Phule Pune University. All rights reserved." and a login status indicator: "You are logged in with IP Address: [IP Address]".

## 6. Subject Selection

Students have to select their subjects and check whether all selected subjects are correct or not. Once they confirm hit the 'SAVE And NEXT' button to proceed to display fees for that.

Please select 1 subject from Group:B

Please select 1 subject from Group:C

Please select 3 subject Groups

Your Selected Subjects are : Sanskrit, Marathi.  
You selected groups: Group: E, Group: F, Group: G,

Regular Subject Details

Semester	Subject Code	Subject Name	Internal	University Exam	Grade	Oral/Viva	PRACTICAL/SESSIONAL
1	1017	Compulsory English	<input checked="" type="checkbox"/>	<input checked="" type="checkbox"/>	<input type="checkbox"/>	<input type="checkbox"/>	<input type="checkbox"/>
1	1117	Sanskrit	<input checked="" type="checkbox"/>	<input checked="" type="checkbox"/>	<input type="checkbox"/>	<input checked="" type="checkbox"/>	<input type="checkbox"/>
1	1027	Marathi	<input checked="" type="checkbox"/>	<input checked="" type="checkbox"/>	<input type="checkbox"/>	<input type="checkbox"/>	<input type="checkbox"/>
1	1167	Political Science a) Indian Government & Politics / b) Modern Indian Political Thought	<input checked="" type="checkbox"/>	<input checked="" type="checkbox"/>	<input type="checkbox"/>	<input type="checkbox"/>	<input type="checkbox"/>
1	1177	History	<input checked="" type="checkbox"/>	<input checked="" type="checkbox"/>	<input type="checkbox"/>	<input type="checkbox"/>	<input type="checkbox"/>
1	1197	Anthropology	<input checked="" type="checkbox"/>	<input checked="" type="checkbox"/>	<input type="checkbox"/>	<input type="checkbox"/>	<input type="checkbox"/>
1	1207	Geography	<input checked="" type="checkbox"/>	<input checked="" type="checkbox"/>	<input type="checkbox"/>	<input type="checkbox"/>	<input type="checkbox"/>
1	1217	Music	<input checked="" type="checkbox"/>	<input checked="" type="checkbox"/>	<input type="checkbox"/>	<input type="checkbox"/>	<input type="checkbox"/>
1	1447	Public Administration	<input checked="" type="checkbox"/>	<input checked="" type="checkbox"/>	<input type="checkbox"/>	<input checked="" type="checkbox"/>	<input type="checkbox"/>

© 2017, Savitribai Phule Pune University. All rights reserved.

## 7. Fees Structure

Here, is the fee Structure for selected subjects.



### Fees Details

Fees Type	Fees Amount
Form Fee	20
Exam Fee	430
CAP Fee	80
Statement Of Marks Fee	80
Passing Certificate Fee	0
Internal Marks Fee	300
Departmental Fee	0
Project Fee/Dissertation	0
EVS Fee	0
Late Fee	140
Total Fees To Be Paid	1050


Confirm And Print


Cancel

SAVITRIBAI PHULE PUNE UNIVERSITY

## 8. Print Application Form

RptExamForm 1 / 2


**Savitribai Phule Pune University**  
*Examination Form OCT/NOV 2016*

  
 Form No :1001-04205

**Course Name** BACHELOR OF ARTS (REV.2013)  
**PRN.** Fresh **Eligibility No.** 1  
**PUNCODE**  **College** ( ) DECCAN EDUCATION SOCIETY FERGUSSON COLLEGE

**Instructions to the Candidate:**  
 1.This Exam form along with fee amount should be submitted to the concerned college .  
 2.Repeater students should attach attested true copy of the latest mark sheet alongwith this form.  
 3.This form will be considered **ONLY AFTER APPROVAL** from the concern College.

**To,**  
**The Controller of Examinations, Savitribai Phule Pune University, Pune-411 007.**  
 Madam/Sir, I request permission to present myself at the examination courses, mentioned below


**1.Personal Details:**


**Name of the Applicant** F  
**Name of the Applicant's Mother** S  
 Address for Communication test  
**Email-ID** batest@gmail.com **Contact Number**  
**Gender** Male **Category**  
**Is Physically Disabled** No **Medium of Instruction** Marathi

**Applied Subjects Information :**

Year/ Sem	Sub Code	Subject Name	Internal	External/ Theory	Grade / Online	Practical / Session	Project	Oral
1	1017	Compulsory English	Y	Y	N	N	N	N
1	1017	Compulsory English	Y	Y	N	N	N	N
1	1027	Marathi	Y	Y	N	N	N	N
1	1117	Sanskrit	Y	Y	N	N	N	Y
1	1167	Political Science a) Indian Government & Politics / b) Modern Indian Political Thought	Y	Y	N	N	N	N
1	1177	History	Y	Y	N	N	N	N
1	1197	Anthropology	Y	Y	N	N	N	N

Here, is the Application form print which student must submit to college.


**Savitribai Phule Pune University**  
*Examination Form OCT/NOV 2016*

  
 Form No :1001-04205

**3. Fee Details**

Fee Type	Fee Amount	Remarks
Form Fee	20	
Exam Fee	430	
Passing Certificate Fee	0	
CAP Fee	80	
Statement Of Marks Fee	80	
Project Fee/Dissertation	0	
EVS Fee	0	
Internal Marks Fee	300	
Departmental Fee	0	
Late Fee	140	
Fine Fee	0	
<b>Total Fee to Be Paid:</b>	<b>1050</b>	

**DECLARATION :**  
 I hereby declare that I have gone through the Syllabus and the list of books prescribed for the examination for which I am appearing. I **SHALL BE RESPONSIBLE** for any errors and wrong or incomplete entries made by me in the Examination form.  
 I shall not request for special concession such as change in the time and/or day fixed for the University examination etc. on religious or any other grounds.  
 Yours faithfully.

**Note:Special Subject(s) should be verified by the subject teacher & signed.**  
**Please, Select Optional Subject(s) carefully, because Optional Subject(s) are not editable.**

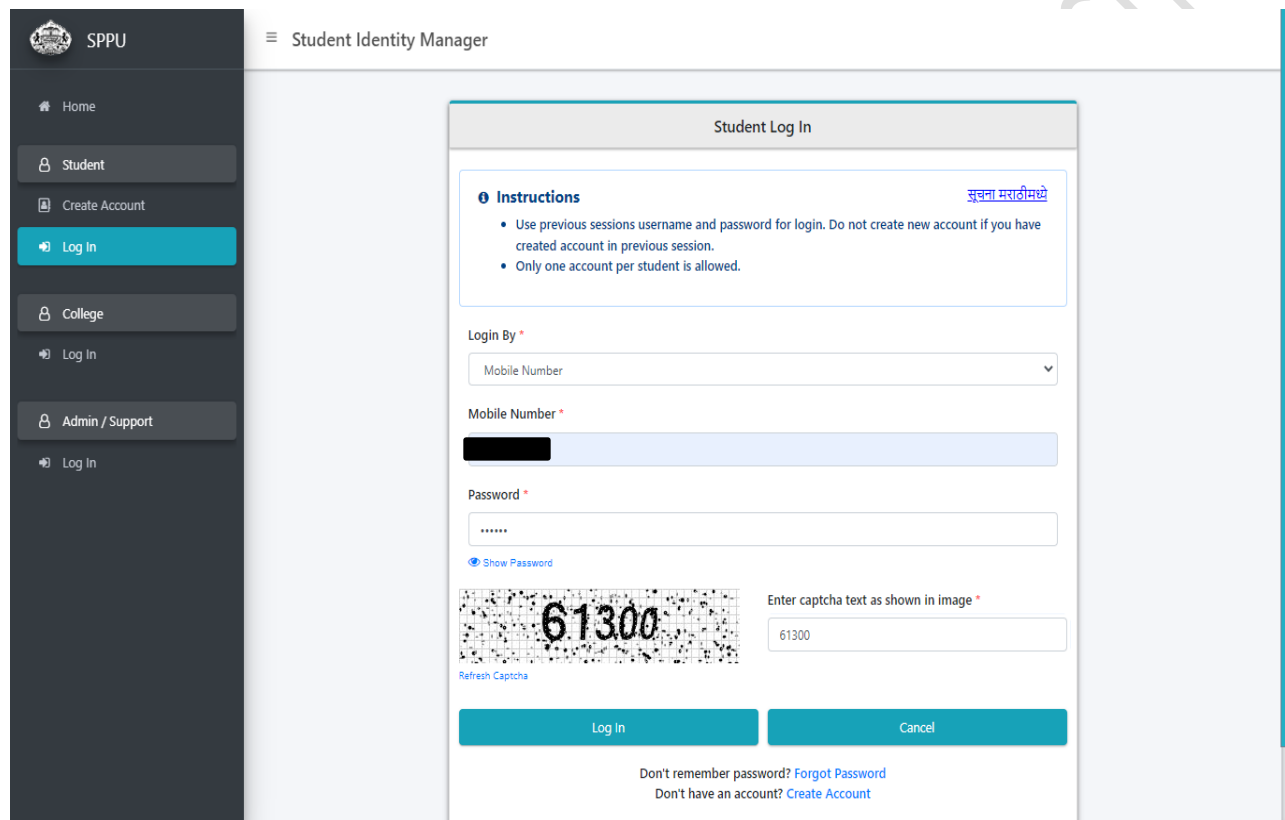
Place : \_\_\_\_\_ Date : \_\_\_\_\_ **Signature of the Candidate**  
 Place : \_\_\_\_\_ Date : \_\_\_\_\_ **Stamp & Signature of the Principal**

## For Having BACKLOGS in “Second Year”

(For having backlog in Second year, follow same process up to filling Subject Details)

### 1. Login Page

Student must login from this page by his/her profile email id or Mobile no.



The screenshot shows the SPPU Student Identity Manager login interface. On the left is a dark sidebar with navigation options: Home, Student, Create Account, Log In (highlighted), College, Log In, Admin / Support, and Log In. The main content area is titled 'Student Identity Manager' and contains a 'Student Log In' form. The form includes an 'Instructions' section with a link to 'सूचना मराठीमध्ये' and two bullet points: 'Use previous sessions username and password for login. Do not create new account if you have created account in previous session.' and 'Only one account per student is allowed.' Below this is a 'Login By \*' dropdown menu set to 'Mobile Number'. The 'Mobile Number \*' field contains a masked number. The 'Password \*' field is masked with dots and has a 'Show Password' link. A captcha image shows the number '61300', with a corresponding input field containing '61300'. At the bottom are 'Log In' and 'Cancel' buttons. Links for 'Forgot Password' and 'Create Account' are provided at the very bottom.

## 2. Student Dashboard

Student can create new Application from here & get update from how many form he/she generated against his/her profile.

**SPPU**  
Student Profile System

el PASALKAR SUNITA EKNATH

Dashboard

Log Out

Learning Mode	Course Enrollment	College Information	Personal Information	Profile Status	Action
External	PRN Number: Eligibility Number: Course Name : M.Com. Pattern Name : MCOM 2015 Pattern	College Puncode : CEXP020710 College Name : External Department	Student Name :	Profile complete. ( Your profile is used in other applications. )	<a href="#">Photocopy Revaluation</a> <a href="#">Exam Form</a> <a href="#">SCHOLARSHIP शिष्यवृत्ती</a> <a href="#">Hall Ticket</a> <a href="#">SPPU BSD COVID-19 Vaccination</a>

[New Course Enrollment](#)

Savitribai Phule Pune University's Official Public Telegram Channel.  
Get latest updates on Circulars, Announcements, Admissions, Examinations, Placements, Research, Workshops, Seminars, Conferences, Events and many more. Click on below link to join <https://t.me/SPPUofficial>

Copyright © 2023 Savitribai Phule Pune University. All rights reserved.

SAVITRIBAI PHULL

### 3. Students Year Selection

Second year students select **‘Other than First Year Non-Engineering & All Engineering Students, Please, Select this option’** (those who are appearing for other than First Year).

SAVITRIBAI PHULE PUNE UNIVERSITY

GHADI AISHWARYA SANJAYKUMAR

Back to SPS

Online Exam Form Dashboard

Instructions:

- Only One application is allowed having Application Status as 'Complete', If you want to delete application , Please Visit to Respective College...
- For more details about Academic Bank of Credits (ABC ID) [Click here](#)

Do you have Academic Bank of Credits (ABC ID)? Please Enter

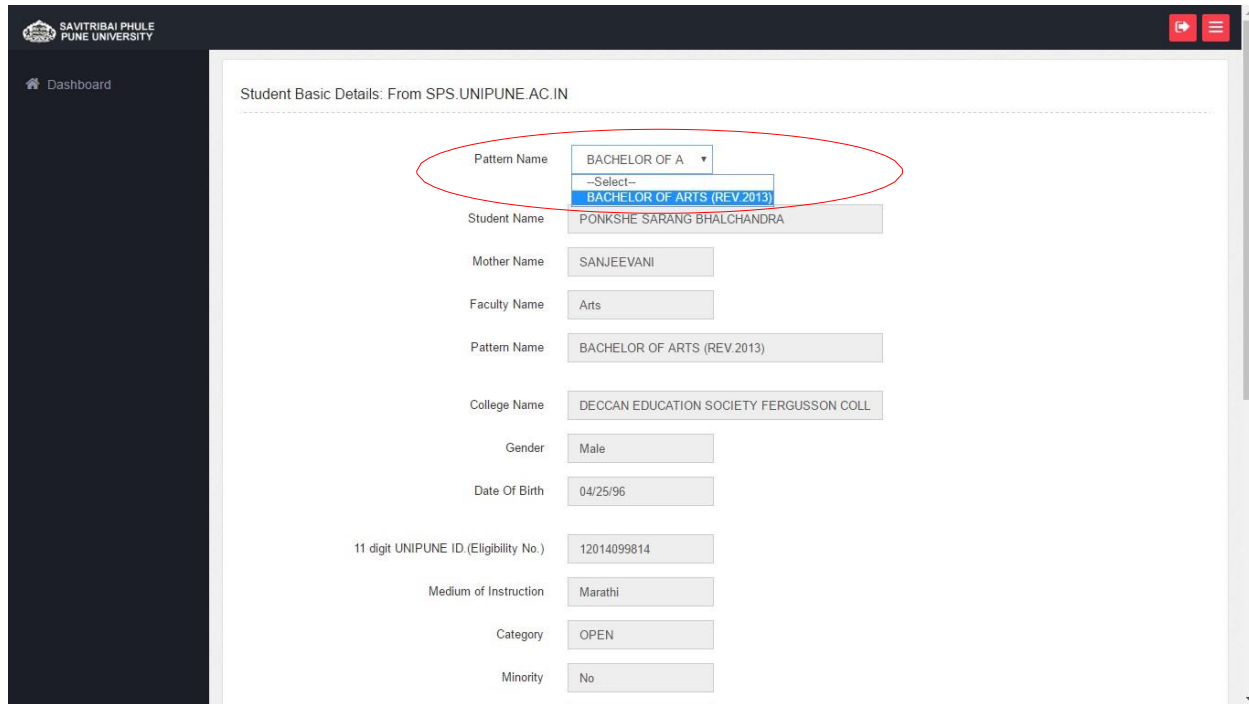
First Year (Arts, Science, Commerce and Law Graduation Students Only) Please, Select this Option

Other than First Year Non Engineering & All Engineering Students Please, Select this Option

You are logged in with IP Address: 172.20.2.68

## 4. Students Course Selection

Student must select his/her related course to proceed ahead.

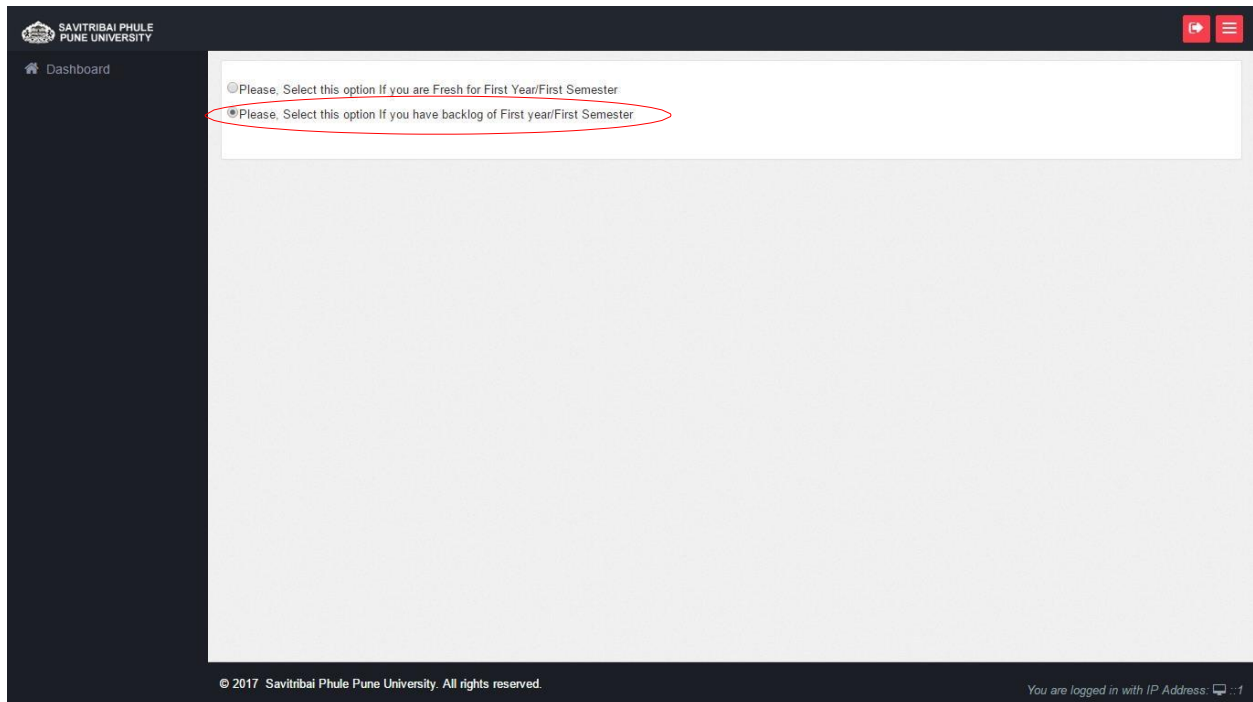


The screenshot displays the 'Student Basic Details' page from the SPS.UNIPUNE.AC.IN portal. The page features a dark sidebar with a 'Dashboard' link and a main content area with a white background. The title 'Student Basic Details: From SPS.UNIPUNE.AC.IN' is at the top. A red oval highlights the 'Pattern Name' dropdown menu, which is currently set to 'BACHELOR OF A'. The dropdown list is open, showing options: '-Select-', 'BACHELOR OF ARTS (REV.2013)', and 'BACHELOR OF ARTS (REV.2013)'. The 'BACHELOR OF ARTS (REV.2013)' option is highlighted in blue. Below the dropdown, various student details are listed in a form-like structure with text labels and input fields.

Field	Value
Pattern Name	BACHELOR OF A
Student Name	PONKSHE SARANG BHALCHANDRA
Mother Name	SANJEEVANI
Faculty Name	Arts
Pattern Name	BACHELOR OF ARTS (REV.2013)
College Name	DECCAN EDUCATION SOCIETY FERGUSSON COLL
Gender	Male
Date Of Birth	04/25/96
11 digit UNIPUNE ID (Eligibility No.)	12014099814
Medium of Instruction	Marathi
Category	OPEN
Minority	No

## 5. FRESH/BACKLOG Student

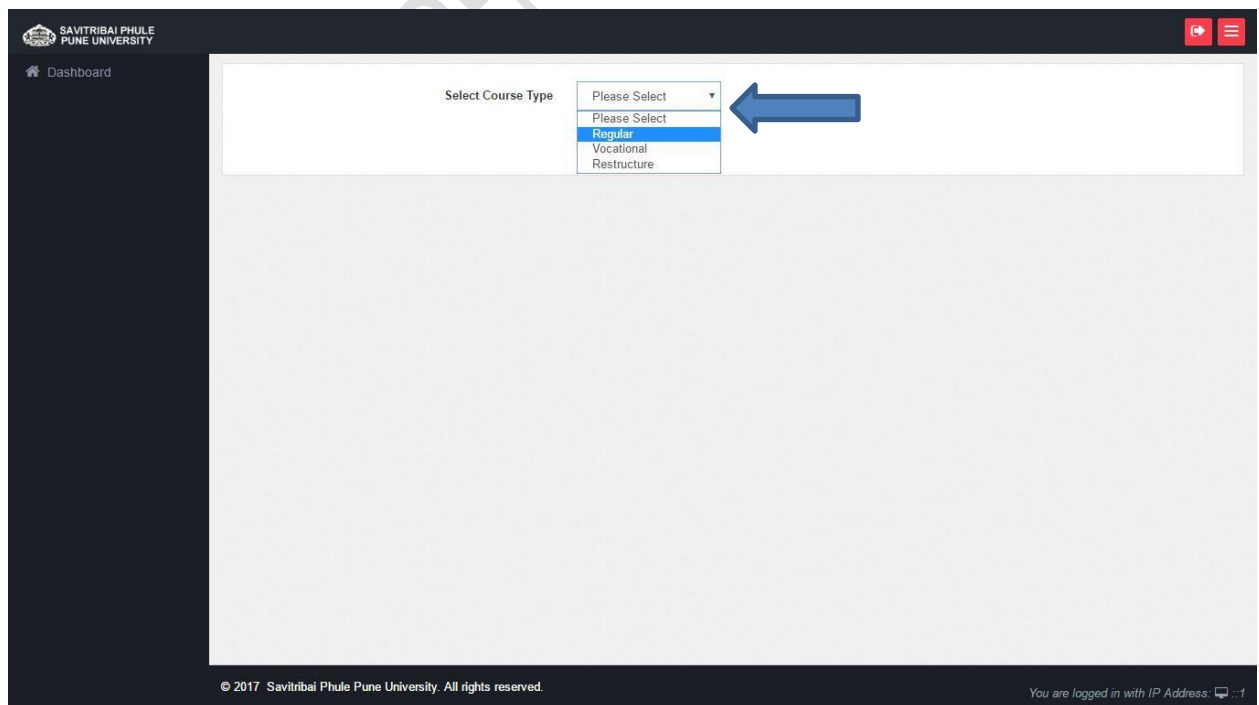
If student have backlogs then select second option to proceed.



The screenshot shows the user interface of the Savitribai Phule Pune University portal. At the top left, the university logo and name are visible. Below it, a 'Dashboard' link is present. The main content area contains two radio button options. The first option is 'Please, Select this option If you are Fresh for First Year/First Semester'. The second option, 'Please, Select this option If you have backlog of First year/First Semester', is circled in red. At the bottom of the page, there is a copyright notice: '© 2017 Savitribai Phule Pune University. All rights reserved.' and a login status indicator: 'You are logged in with IP Address: ::1'.

## 6. Course type selection for (BA/BCOM/B.Sc.(ALL))

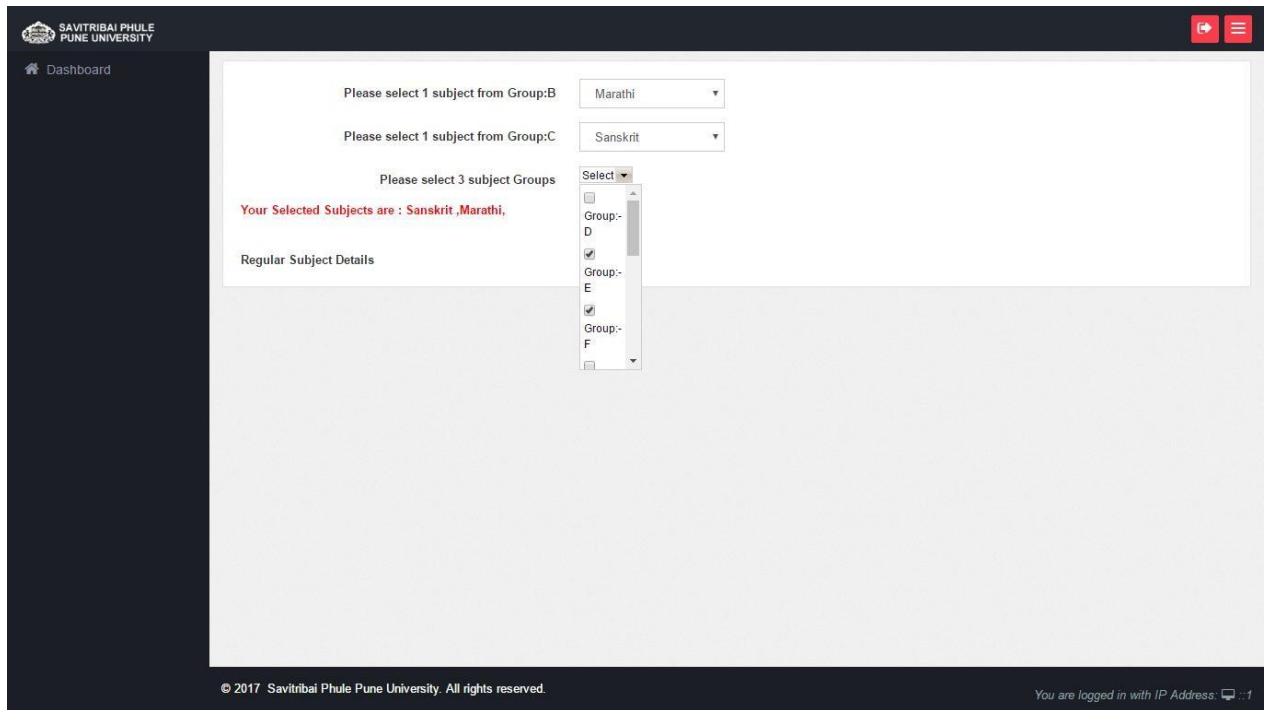
Here, Course type selection means whether it is Regular/Vocational/Restructure.



The screenshot shows the user interface of the Savitribai Phule Pune University portal. At the top left, the university logo and name are visible. Below it, a 'Dashboard' link is present. The main content area contains a 'Select Course Type' dropdown menu. The dropdown is open, showing four options: 'Please Select', 'Please Select', 'Regular', and 'Vocational'. A blue arrow points to the 'Regular' option. At the bottom of the page, there is a copyright notice: '© 2017 Savitribai Phule Pune University. All rights reserved.' and a login status indicator: 'You are logged in with IP Address: ::1'.

## 7. Subject Selection

According to course type there are different types of groups to select Subject as per student selection.



The screenshot shows a web application interface for subject selection. The header includes the Savitribai Phule Pune University logo and name, a home icon, and a 'Dashboard' link. The main content area contains the following elements:

- A dropdown menu labeled 'Please select 1 subject from Group:B' with 'Marathi' selected.
- A dropdown menu labeled 'Please select 1 subject from Group:C' with 'Sanskrit' selected.
- A section titled 'Please select 3 subject Groups' with a 'Select' dropdown menu. The menu is open, showing a list of groups: Group:- D, Group:- E, and Group:- F. The 'Group:- E' and 'Group:- F' options are checked.
- A red text message: 'Your Selected Subjects are : Sanskrit ,Marathi,'.
- A section titled 'Regular Subject Details'.

At the bottom of the page, there is a copyright notice: '© 2017 Savitribai Phule Pune University. All rights reserved.' and a login status indicator: 'You are logged in with IP Address: [IP Address]'. A large, diagonal watermark 'SAVITRIBAI PHULE' is visible across the bottom half of the page.



## 8. Subject Selection

If student having backlog, should have to select particular backlog subject and Check whether all selected subjects are correct or not. Once they confirm hit the 'SAVE And NEXT' button to proceed to display fees for that.

Please select 1 subject from Group:B

Please select 1 subject from Group:C

Please select 3 subject Groups

Your Selected Subjects are : Sanskrit ,Marathi.

Regular Subject Details									
Semester	Subject Code	Subject Name	Select	Internal	University Exam	Grade	Oral/Viva	PRACTICAL/SESSIONAL	
1	1017	Compulsory English	<input checked="" type="checkbox"/>	<input checked="" type="checkbox"/>	<input checked="" type="checkbox"/>	<input type="checkbox"/>	<input type="checkbox"/>	<input type="checkbox"/>	
1	1117	Sanskrit	<input checked="" type="checkbox"/>	<input checked="" type="checkbox"/>	<input checked="" type="checkbox"/>	<input type="checkbox"/>	<input checked="" type="checkbox"/>	<input type="checkbox"/>	
1	1027	Marathi	<input type="checkbox"/>	<input checked="" type="checkbox"/>	<input checked="" type="checkbox"/>	<input type="checkbox"/>	<input type="checkbox"/>	<input type="checkbox"/>	
1	1167	Political Science a) Indian Government & Politics / b) Modern Indian Political Thought	<input type="checkbox"/>	<input checked="" type="checkbox"/>	<input checked="" type="checkbox"/>	<input type="checkbox"/>	<input type="checkbox"/>	<input type="checkbox"/>	
1	1177	History	<input type="checkbox"/>	<input checked="" type="checkbox"/>	<input checked="" type="checkbox"/>	<input type="checkbox"/>	<input type="checkbox"/>	<input type="checkbox"/>	
1	1197	Anthropology	<input type="checkbox"/>	<input checked="" type="checkbox"/>	<input checked="" type="checkbox"/>	<input type="checkbox"/>	<input type="checkbox"/>	<input type="checkbox"/>	

© 2017 Savitribai Phule Pune University. All rights reserved. You are logged in with IP Address: ...:1



1	1447	Public Administration	<input type="checkbox"/>	<input checked="" type="checkbox"/>	<input checked="" type="checkbox"/>	<input type="checkbox"/>	<input checked="" type="checkbox"/>	<input type="checkbox"/>
1	1457	N.S.S.	<input type="checkbox"/>	<input checked="" type="checkbox"/>	<input checked="" type="checkbox"/>	<input type="checkbox"/>	<input type="checkbox"/>	<input type="checkbox"/>
1	1467	Adult Education	<input type="checkbox"/>	<input checked="" type="checkbox"/>	<input checked="" type="checkbox"/>	<input type="checkbox"/>	<input type="checkbox"/>	<input type="checkbox"/>
1	1477	Physical Education	<input type="checkbox"/>	<input checked="" type="checkbox"/>	<input checked="" type="checkbox"/>	<input type="checkbox"/>	<input type="checkbox"/>	<input type="checkbox"/>
1	1487	French (Beginner)	<input checked="" type="checkbox"/>	<input checked="" type="checkbox"/>	<input checked="" type="checkbox"/>	<input type="checkbox"/>	<input type="checkbox"/>	<input type="checkbox"/>
1	1497	Japanese	<input checked="" type="checkbox"/>	<input checked="" type="checkbox"/>	<input checked="" type="checkbox"/>	<input type="checkbox"/>	<input type="checkbox"/>	<input type="checkbox"/>

Vocational Subject Details

Semester	Subject Code	Subject Name	Select	Internal	University Exam	Grade	Oral/Viva	PRACTICAL/SESSIONAL
1	1827	Computer Application Paper I	<input type="checkbox"/>	<input checked="" type="checkbox"/>	<input checked="" type="checkbox"/>	<input type="checkbox"/>	<input type="checkbox"/>	<input checked="" type="checkbox"/>
1	1828	Computer Application Paper II	<input type="checkbox"/>	<input checked="" type="checkbox"/>	<input checked="" type="checkbox"/>	<input type="checkbox"/>	<input type="checkbox"/>	<input checked="" type="checkbox"/>
1	1857	Functional English Paper I	<input checked="" type="checkbox"/>	<input type="checkbox"/>	<input checked="" type="checkbox"/>	<input checked="" type="checkbox"/>	<input type="checkbox"/>	<input type="checkbox"/>
1	1858	Functional English Paper II	<input checked="" type="checkbox"/>	<input checked="" type="checkbox"/>	<input type="checkbox"/>	<input type="checkbox"/>	<input type="checkbox"/>	<input checked="" type="checkbox"/>
1	1867	Tourism and Travel Management Paper I	<input type="checkbox"/>	<input checked="" type="checkbox"/>	<input checked="" type="checkbox"/>	<input type="checkbox"/>	<input type="checkbox"/>	<input type="checkbox"/>
1	1868	Tourism and Travel Management Paper II	<input type="checkbox"/>	<input checked="" type="checkbox"/>	<input type="checkbox"/>	<input type="checkbox"/>	<input type="checkbox"/>	<input checked="" type="checkbox"/>
1	1877	Functional Hindi Paper I	<input type="checkbox"/>	<input checked="" type="checkbox"/>	<input type="checkbox"/>	<input type="checkbox"/>	<input type="checkbox"/>	<input checked="" type="checkbox"/>
1	1878	Functional Hindi Paper II	<input type="checkbox"/>	<input checked="" type="checkbox"/>	<input type="checkbox"/>	<input type="checkbox"/>	<input type="checkbox"/>	<input checked="" type="checkbox"/>
1	1887	Soil Conservation and Water Management Soil Science Paper I	<input type="checkbox"/>	<input type="checkbox"/>	<input checked="" type="checkbox"/>	<input checked="" type="checkbox"/>	<input type="checkbox"/>	<input type="checkbox"/>
1	1888	Soil Conservation and Water Management Water Management Paper II	<input type="checkbox"/>	<input checked="" type="checkbox"/>	<input type="checkbox"/>	<input type="checkbox"/>	<input type="checkbox"/>	<input checked="" type="checkbox"/>

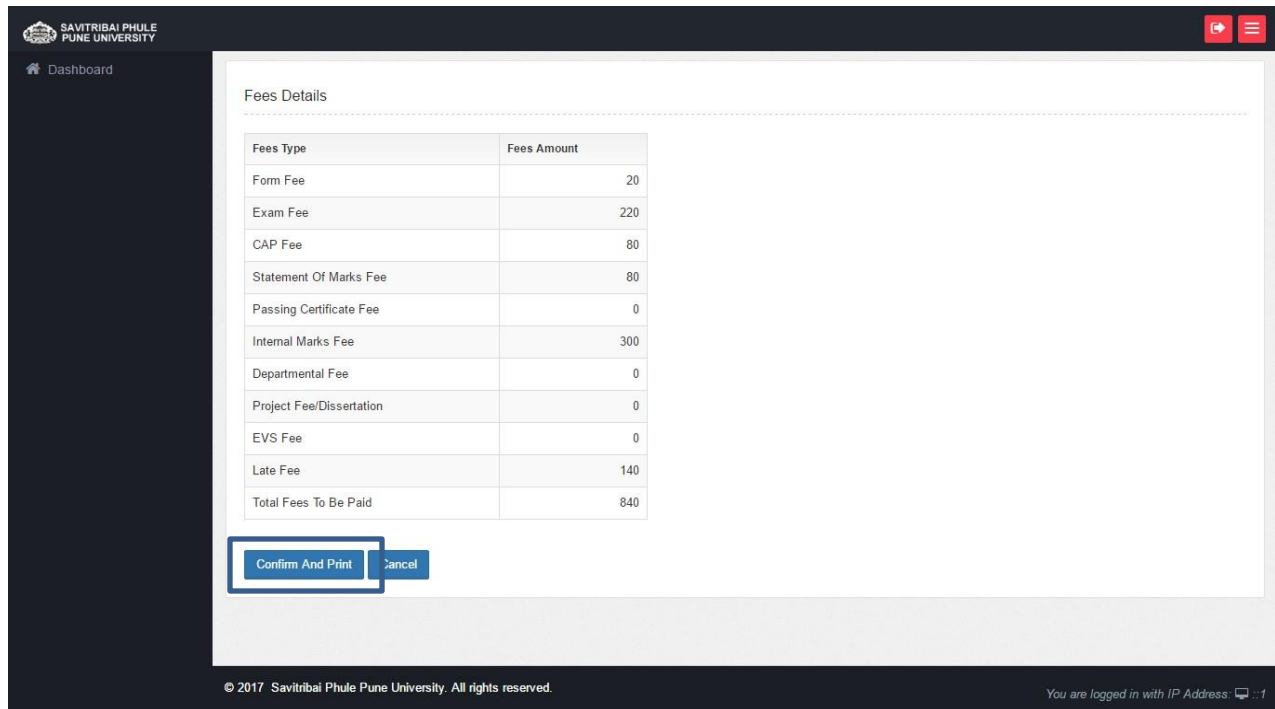
Save And Next

Cancel

SAVITRIBAI PHULE PUNE

## 9. Fees Structure

Here, is the fee Structure for selected subjects only.




The screenshot displays the 'Fees Details' section of the university's portal. It features a table with two columns: 'Fees Type' and 'Fees Amount'. The table lists various fees and their corresponding amounts. Below the table, there are two buttons: 'Confirm And Print' and 'Cancel'. The 'Confirm And Print' button is highlighted with a blue border. The footer of the page contains the copyright notice '© 2017 Savitribai Phule Pune University. All rights reserved.' and the text 'You are logged in with IP Address: 192.168.1.1'.


Fees Type	Fees Amount
Form Fee	20
Exam Fee	220
CAP Fee	80
Statement Of Marks Fee	80
Passing Certificate Fee	0
Internal Marks Fee	300
Departmental Fee	0
Project Fee/Dissertation	0
EVS Fee	0
Late Fee	140
Total Fees To Be Paid	840

Confirm And Print Cancel

© 2017 Savitribai Phule Pune University. All rights reserved. You are logged in with IP Address: 192.168.1.1

## 10. Print Application Form:


**Savitribai Phule Pune University**  
*Examination Form OCT/NOV 2016*

  
 Form No :1001-04206

Course Name BACHELOR OF ARTS (REV.2013)

PRN. \_\_\_\_\_ Eligibility No. 12014099814

PUNCODE CAAP010010 College ( ) DECCAN EDUCATION SOCIETY FERGUSSON COLLEGE

**Instructions to the Candidate:**  
 1.This Exam form along with fee amount should be submitted to the concerned college .  
 2.Repeater students should attach attested true copy of the latest mark sheet alongwith this form.  
 3.This form will be considered **ONLY AFTER APPROVAL** from the concern College.

To,  
**The Controller of Examinations, Savitribai Phule Pune University, Pune-411 007.**  
 Madam/Sir, I request permission to present myself at the examination courses, mentioned below

**1. Personal Details:**

**Name of the Applicant** \_\_\_\_\_  
**Name of the Applicant's Mother** SANJEEVANI  
 Address for Communication test  
**Email-ID** \_\_\_\_\_ **Contact Number** 3578964125  
 Gender \_\_\_\_\_ **Category** OPEN  
 Is Physically Disabled No **Medium of Instruction** Marathi

**Applied Subjects Information :**

Year/ Sem	Sub Code	Subject Name	Internal	External Theory	Grade / Online	Practical / Sessional	Project	Oral
1	1027	Marathi	Y	Y	N	N	N	N
1	1487	French (Beginner)	Y	Y	N	N	N	N
1	1497	Japanese	Y	Y	N	N	N	N
1	1857	Functional English Paper I	N	Y	Y	N	N	N
1	1858	Functional English Paper II	Y	N	N	Y	N	N

**3. Fee Details**

Fee Type	Fee Amount	Remarks
----------	------------	---------


Here, is the Application form print which student must submit to college.


1	1857	Functional English Paper I	N	Y	Y	N	N	N
1	1858	Functional English Paper II	Y	N	N	Y	N	N

**3. Fee Details**

Fee Type	Fee Amount	Remarks
Form Fee	20	
Exam Fee	220	
Passing Certificate Fee	0	
CAP Fee	80	
Statement Of Marks Fee	80	
Project Fee/Dissertation	0	
EVS Fee	0	
Internal Marks Fee	300	
Departmental Fee	0	
Late Fee	140	
Fine Fee	0	
<b>Total Fee to Be Paid:</b>	<b>840</b>	

1 of 2 Print Date:01/02/17 12:23:57 PM


**Savitribai Phule Pune University**  
*Examination Form OCT/NOV 2016*

  
 Form No :1001-04206

**DECLARATION :**  
 I hereby declare that I have gone through the Syllabus and the list of books prescribed for the examination for which I am appearing. **I SHALL BE RESPONSIBLE** for any errors and wrong or incomplete entries made by me in the Examination form.  
 I shall not request for special concession such as change in the time and/or day fixed for the University examination etc. on religious or any other grounds.  
 Yours faithfully.

**Note:Special Subject(s) should be verified by the subject teacher & signed.  
 Please, Select Optional Subject(s) carefully, because Optional Subject(s) are not editable.**

Place : \_\_\_\_\_ Date : \_\_\_\_\_ **Signature of the Candidate**

SAVITRIBAI PHULE PUNE UNIVERSITY

== O ==  
END